

SMD LED LAMP, side view
BL-LS4008A0S1
Features:

- 4.0mmx0.8mm SMD, side view type
- Mono-color type, Ultra brightness
- Compatible with automatic placement equipment
- WIDE VIEWING ANGLE.
- IDEAL FOR BACKLIGHT AND INDICATOR.
- PACKAGE: 3KPCS/REEL
- RoHs Compliance


Electrical-optical characteristics: (Ta=25°C) (Test Condition: IF=20mA)

Part Number	Chip			Lens Type	Forward Voltage(VF) Unit:V		Luminous Intensity (Iv) Unit:mcd		Viewing Angle 2θ1/2 (deg)
	Emitted Color	Material	λp (nm)		Typ	Max	Min.	Typ.	
					BL-LS4008A0S1UEC	Ultra Red	AlGaAs	630	
BL-LS4008A0S1UYO	Ultra Amber	AlGaInP	610	2.0	2.4	200	550		
BL-LS4008A0S1UYC	Ultra Yellow	AlGaInP	593	2.0	2.4	200	400		
BL-LS4008A0S1UGC	Ultra Green	AlGaInP	575	2.0	2.4	60	120		
BL-LS4008A0S1PGC	Ultra Pure Green	InGaN	525	3.2	3.6	650	1350		
BL-LS4008A0S1UBC	Ultra Blue	InGaN	470	3.2	3.6	200	420		
BL-LS4008A0S1UWC	Ultra White	InGaN	/	3.2	3.6	300	500		
BL-LS4008A0S1UW2C	Warm White	InGaN	/	3.2	3.6	200	400		

Absolute maximum ratings (Ta=25°C)

Parameter	UE	UYO	UY	UG	PG	UB	UW	Unit
Forward Current I _F	30	30	30	30	30	30	30	mA
Power Dissipation P _d	78	78	78	78	78	78	78	mW
Reverse Voltage V _R	5	5	5	5	5	5	5	V
Peak Forward Current I _{PF} (Duty 1/10 @1KHZ)	100	100	100	100	100	100	100	mA
Operation Temperature T _{OPR}	-30 to +80							°C
Storage Temperature T _{STG}	-40 to +85							°C
Lead Soldering Temperature T _{SOL}	Max.260±5°C for 3 sec Max. (1.6mm from the base of the epoxy bulb)							°C

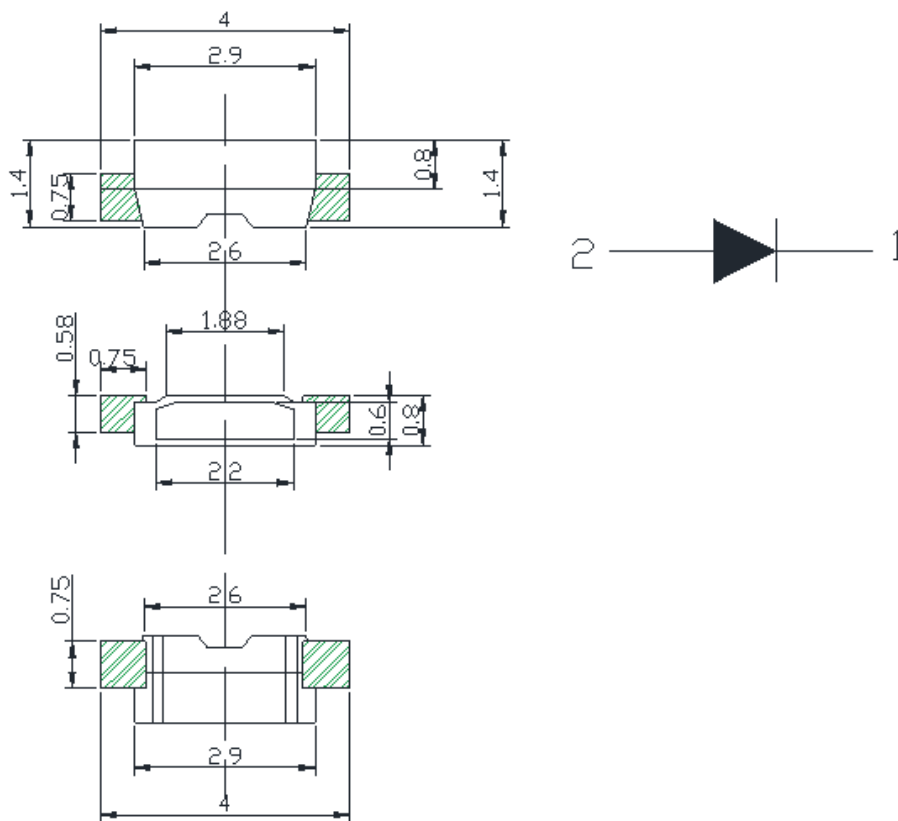
SMD LED LAMP, side view

BL-LS4008A0S1

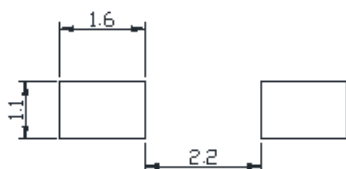
■ **Package configuration & Internal circuit diagram**

BL-LS4008A0S1 Series

Package Outline Drawing



Recommended Soldering Pad Dimensions



Notes:

1. All dimensions are in millimeters (inches)
2. Tolerance is $\pm 0.25(0.01)$ unless otherwise noted.
3. Specifications are subject to change without notice.

SMD LED LAMP, side view

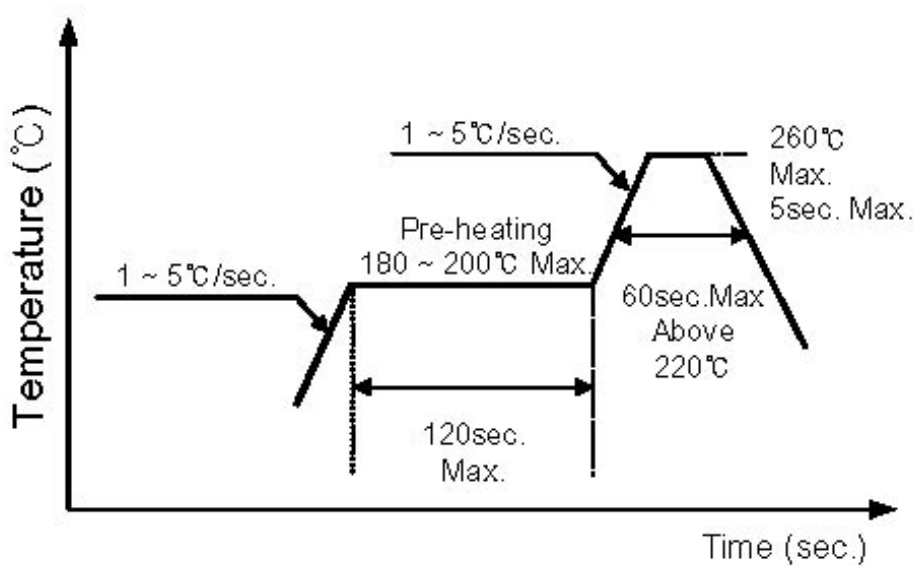
BL-LS4008A0S1

■ **Tape Specifications**

Smt Reflow Soldering Instructions

Number of reflow process shall be less than 2 times and cooling process to normal temperature is required between first and second soldering process

■ **Lead-free Solder**

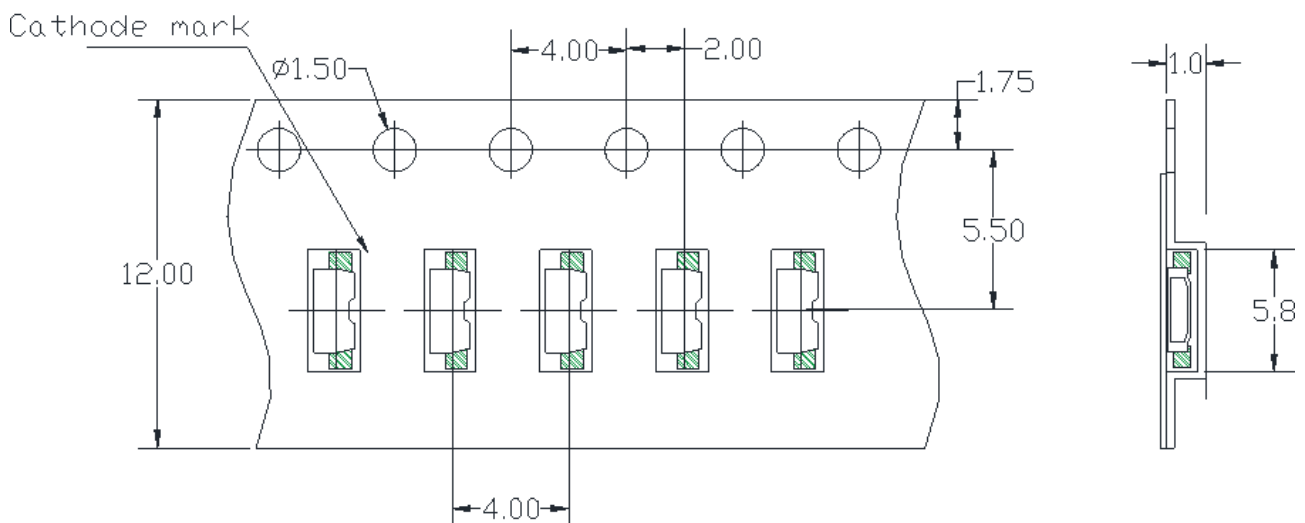


Tape Specifications

(Units:mm)

Unit?mm

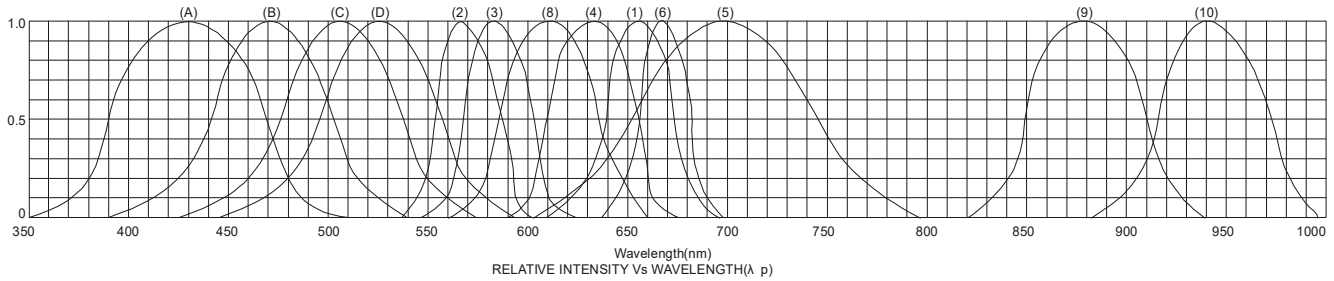
Tolerance?±0.1



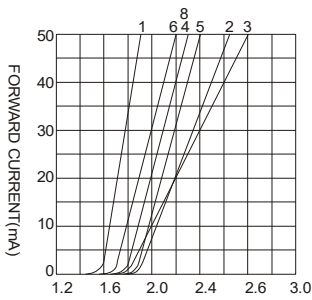
SMD LED LAMP, side view

BL-LS4008A0S1

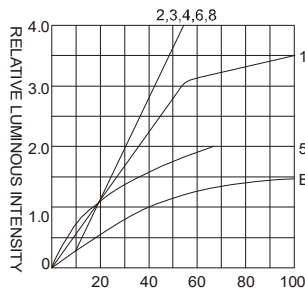
■ **Typical electrical-optical characteristics curves:**



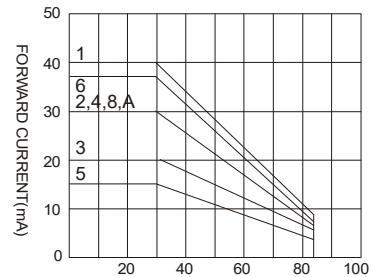
- (1) - GaAsP/GaAs 655nm/Red
- (2) - GaP 570nm/Yellow Green
- (3) - GaAsP/GaP 585nm/Yellow
- (4) - GaAsP/GaP 635nm/Orange & Hi-Eff Red
- (5) - GaP 700nm/Bright Red
- (6) - GaAlAs/GaAs 660nm/Super Red
- (8) - GaAsP/GaP 610nm/Super Red
- (9) - GaAlAs 880nm
- (10) - GaAs/GaAs & GaAlAs/GaAs 940nm
- (A) - GaN/SiC 430nm/Blue
- (B) - InGaN/SiC 470nm/Blue
- (C) - InGaN/SiC 505nm/Ultra Green
- (D) - InGaN/SiC 525nm/Ultra Green



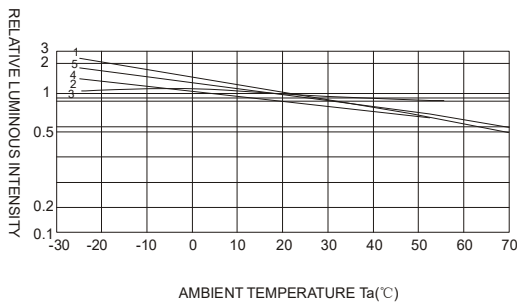
FORWARD VOLTAGE (Vf)
FORWARD CURRENT VS.
FORWARD VOLTAGE



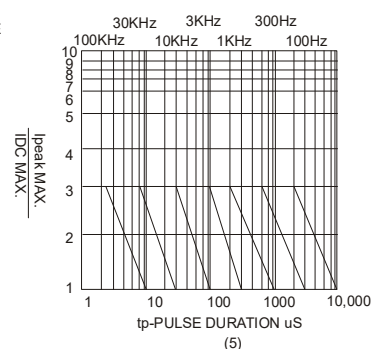
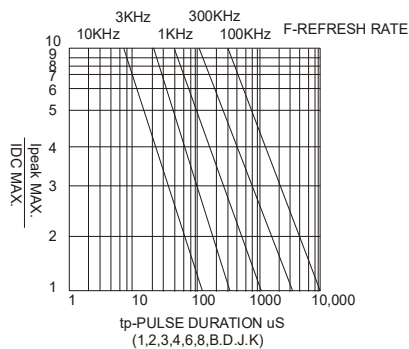
FORWARD CURRENT (mA)
RELATIVE LUMINOUS
INTENSITY VS. FORWARD
CURRENT



AMBIENT TEMPERATURE Ta(°C)
FORWARD CURRENT VS. AMBIENT
TEMPERATURE



AMBIENT TEMPERATURE Ta(°C)



NOTE:25°C free air temperature unless otherwise specified

SMD LED LAMP, side view

BL-LS4008A0S1

■ **Packing and weighting**

