

**SMD LED LAMP**
**BL-LS3528A0S1**
**Features:**

- 3.5mmx2.8mm SMD, 1.9mm THICKNESS PLCC2 package
- Mono-color type, Ultra brightness
- Compatible with automatic placement equipment
- WIDE VIEWING ANGLE.
- IDEAL FOR BACKLIGHT AND INDICATOR.
- PACKAGE: 2KPCS/REEL
- RoHs Compliance


**Electrical-optical characteristics: (Ta=25°C) (Test Condition: IF=20mA)**

Part Number	Chip			Lens Type	Forward Voltage(VF) Unit:V		Luminous Intensity (lv) Unit:mcd		Viewing Angle 2θ1/2 (deg)
	Emitted Color	Material	λ <sub>P</sub> (nm)		Typ	Max	Min.	Typ.	
					BL-LS3528A0S1UEC	Ultra Red	AlGaAs	630	
BL-LS3528A0S1UYO	Ultra Amber	AlGaInP	610	2.10	2.60	500	600		
BL-LS3528A0S1UYC	Ultra Yellow	AlGaInP	593	2.10	2.60	500	600		
BL-LS3528A0S1UGC	Ultra Green	AlGaInP	575	2.20	2.70	270	380		
BL-LS3528A0S1PGC	Ultra Pure Green	InGaN	525	3.10	3.80	1300	1500		
BL-LS3528A0S1UBC	Ultra Blue	InGaN	470	3.10	3.80	850	1000		
BL-LS3528A0S1UWC	Ultra White	InGaN	/	3.10	3.80	1900	2100		

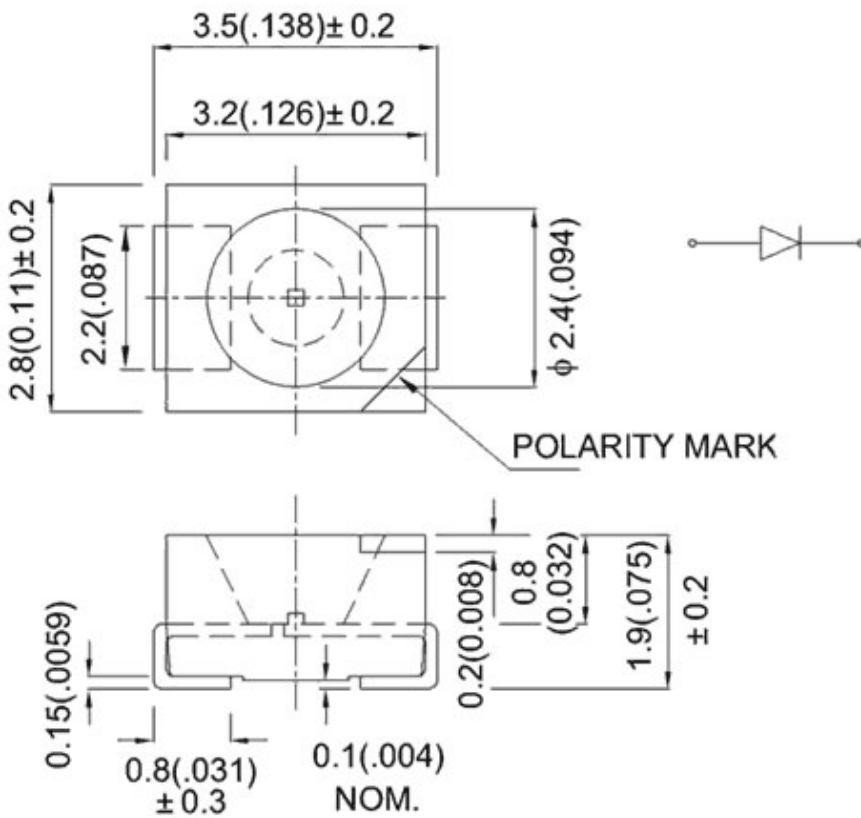
**Absolute maximum ratings (Ta=25°C)**

Parameter	UE	UYO	UY	UG	PG	UB	UW	Unit
Forward Current I <sub>F</sub>	30	30	30	30	30	30	30	mA
Power Dissipation P <sub>d</sub>	78	78	78	78	78	78	78	mW
Reverse Voltage V <sub>R</sub>	5	5	5	5	5	5	5	V
Peak Forward Current I <sub>PF</sub> (Duty 1/10 @1KHZ)	100	100	100	100	100	100	100	mA
Operation Temperature T <sub>OPR</sub>	-30 to +80							°C
Storage Temperature T <sub>STG</sub>	-40 to +85							°C
Lead Soldering Temperature T <sub>SOL</sub>	Max.260±5°C for 3 sec Max. (1.6mm from the base of the epoxy bulb)							°C

**SMD LED LAMP**

**BL-LS3528A0S1**

■ **Package configuration & Internal circuit diagram**



**Notes:**

1. All dimensions are in millimeters (inches)
2. Tolerance is  $\pm 0.25(0.01)$  unless otherwise noted.
3. Specifications are subject to change without notice.

**SMD LED LAMP**

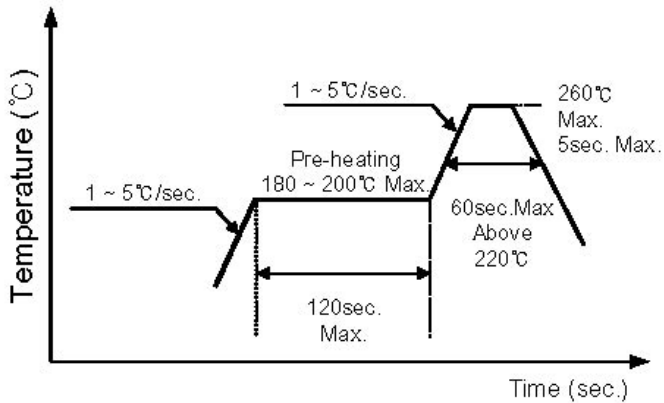
**BL-LS3528A0S1**

■ **Tape Specifications**

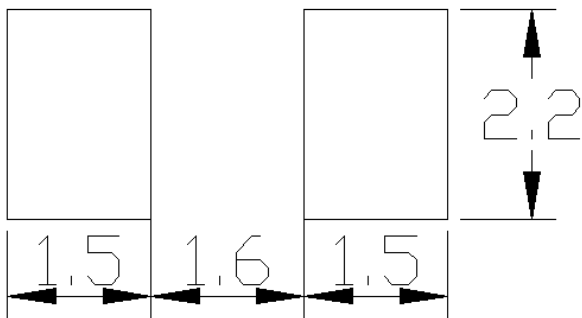
**Smt Reflow Soldering Instructions**

Number of reflow process shall be less than 2 times and cooling process to normal temperature is required between first and second soldering process

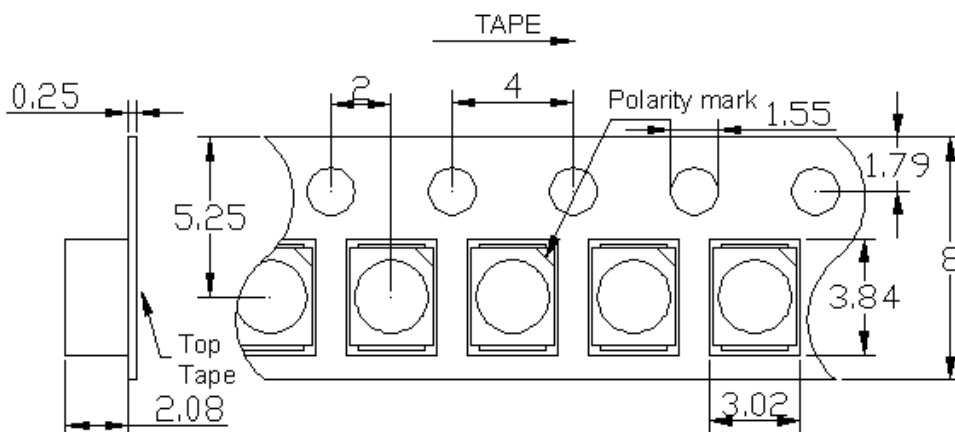
■ **Lead-free Solder**



**Recommended Soldering Pattern (Units:mm)**



**Tape Specifications (Units:mm)**



**SMD LED LAMP**
**BL-LS3528A0S1**
**SELECTION CODE FOR SUPER BRIGHT LEDS**

Group	brightness (MCD)		Group	brightness (MCD)	
	min	max		min	max
F	120	170	P	1300	1700
G	170	230	Q	1700	2200
H	230	300	R	2200	3000
J	300	400	S	3000	4000
K	400	550			
L	550	750			
M	750	1000			
N	1000	1300			

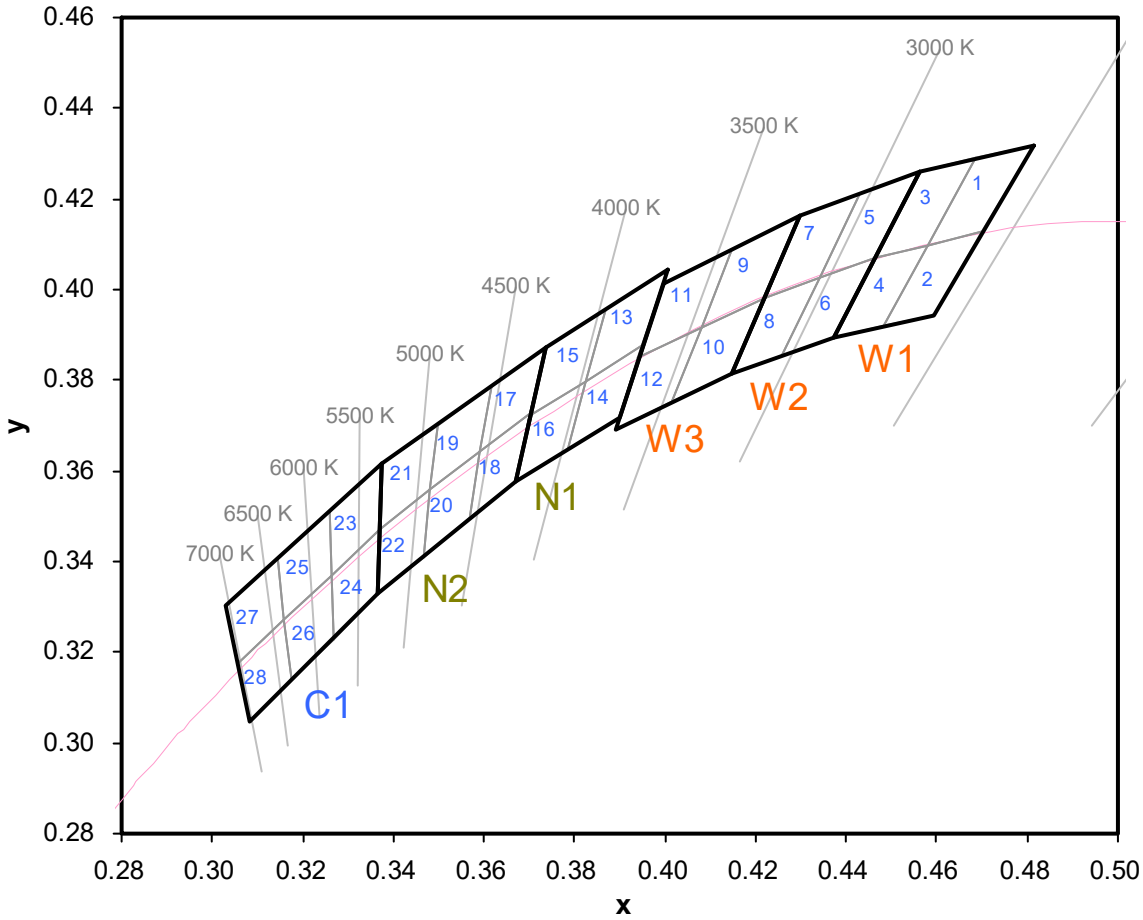
**forward voltage Ranks**

Group	Voltage (V)		Group	Voltage (V)	
	min	max		min	max
A	1.7	1.9	K	3.6	3.8
B	1.9	2.1	L	3.8	4
C	2.1	2.3	M	4	4.2
D	2.3	2.5	N	4.2	4.4
E	2.5	2.8	P	4.4	4.6
F	2.8	3	Q	4.6	4.8
G	3	3.2	R	4.8	5
H	3.2	3.4	S	5	5.2
J	3.4	3.6	T	5.2	5.4

**SMD LED LAMP**

**BL-LS3528A0S1**

**Color Temperature Bin**



CODE	x	y
W1	0.4373	0.3893
	0.4562	0.4260
	0.4813	0.4319
	0.4593	0.3944
	X	Y
W2	0.4147	0.3814
	0.4299	0.4165
	0.4562	0.4260
	0.4373	0.3893
	X	Y
W3	0.3889	0.3690
	0.3996	0.4015
	0.4299	0.4165
	0.4147	0.3814

CODE	X	Y
N1	0.3670	0.3578
	0.3736	0.3874
	0.4006	0.4044
	0.3898	0.3716
	X	Y
N2	0.3481	0.3557
	0.3376	0.3616
	0.3592	0.3641
	0.3670	0.3578
	X	Y
C1	0.3160	0.3274
	0.3028	0.3304
	0.3265	0.3371
	0.3364	0.3328

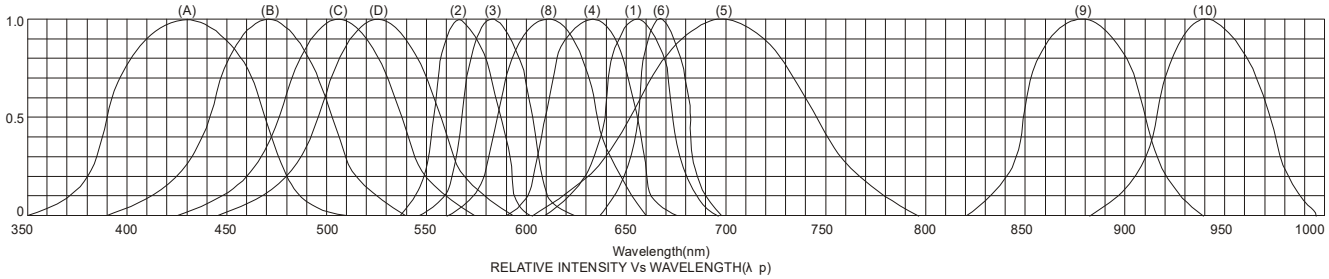
**SMD LED LAMP**
**BL-LS3528A0S1**

CODE	x	y	CODE	x	y	CODE	x	y	CODE	x	y
1	0.4582	0.4099	8	0.4147	0.3814	15	0.3702	0.3722	22	0.3481	0.3557
	0.4687	0.4289		0.4221	0.3984		0.3736	0.3874		0.3370	0.3472
	0.4813	0.4319		0.4342	0.4028		0.3869	0.3958		0.3364	0.3328
	0.4700	0.4126		0.4259	0.3853		0.3825	0.3798		0.3466	0.3411
2	0.4483	0.3919	9	0.4080	0.3916	16	0.3670	0.3578	23	0.3376	0.3616
	0.4582	0.4099		0.4146	0.4089		0.3702	0.3722		0.3260	0.3512
	0.4700	0.4126		0.4299	0.4165		0.3825	0.3798		0.3265	0.3371
	0.4593	0.3944		0.4221	0.3984		0.3783	0.3646		0.3370	0.3472
3	0.4465	0.4071	10	0.4017	0.3751	17	0.3736	0.3874	24	0.3370	0.3472
	0.4562	0.4260		0.4080	0.3916		0.3616	0.3788		0.3265	0.3371
	0.4687	0.4289		0.4221	0.3984		0.3592	0.3641		0.3270	0.3230
	0.4582	0.4099		0.4147	0.3814		0.3703	0.3726		0.3364	0.3328
4	0.4373	0.3893	11	0.3941	0.3848	18	0.3703	0.3726	25	0.3260	0.3512
	0.4465	0.4071		0.3996	0.4015		0.3592	0.3641		0.3144	0.3408
	0.4582	0.4099		0.4146	0.4089		0.3568	0.3495		0.3160	0.3274
	0.4483	0.3919		0.4080	0.3916		0.3670	0.3578		0.3265	0.3371
5	0.4342	0.4028	12	0.3889	0.3690	19	0.3616	0.3788	26	0.3265	0.3371
	0.4430	0.4212		0.3941	0.3848		0.3496	0.3702		0.3160	0.3274
	0.4562	0.4260		0.4080	0.3916		0.3481	0.3557		0.3175	0.3139
	0.4465	0.4071		0.4017	0.3751		0.3592	0.3641		0.3270	0.3230
6	0.4259	0.3853	13	0.3825	0.3798	20	0.3592	0.3641	27	0.3144	0.3408
	0.4342	0.4028		0.3869	0.3958		0.3481	0.3557		0.3028	0.3304
	0.4465	0.4071		0.4006	0.4044		0.3466	0.3411		0.3055	0.3177
	0.4373	0.3893		0.3950	0.3875		0.3568	0.3495		0.3160	0.3274
7	0.4221	0.3984	14	0.3783	0.3646	21	0.3496	0.3702	28	0.3160	0.3274
	0.4299	0.4165		0.3825	0.3798		0.3376	0.3616		0.3055	0.3177
	0.4430	0.4212		0.3950	0.3875		0.3370	0.3472		0.3081	0.3049
	0.4342	0.4028		0.3898	0.3716		0.3481	0.3557		0.3175	0.3139

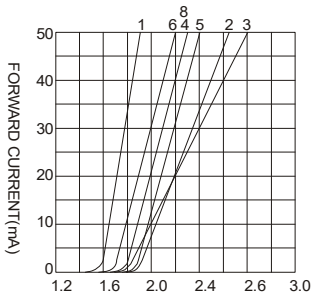
**SMD LED LAMP**

**BL-LS3528A0S1**

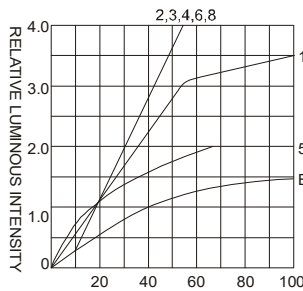
■ **Typical electrical-optical characteristics curves:**



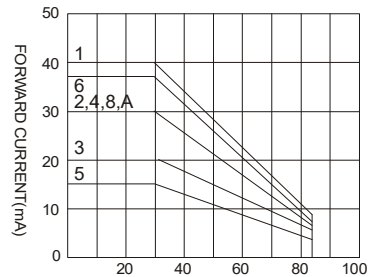
- (1) - GaAsP/GaAs 655nm/Red
- (2) - GaP 570nm/Yellow Green
- (3) - GaAsP/GaP 585nm/Yellow
- (4) - GaAsP/GaP 635nm/Orange & Hi-Eff Red
- (5) - GaP 700nm/Bright Red
- (6) - GaAlAs/GaAs 660nm/Super Red
- (8) - GaAsP/GaP 610nm/Super Red
- (9) - GaAlAs 880nm
- (10) - GaAs/GaAs & GaAlAs/GaAs 940nm
- (A) - GaN/SiC 430nm/Blue
- (B) - InGaN/SiC 470nm/Blue
- (C) - InGaN/SiC 505nm/Ultra Green
- (D) - InGaAl/SiC 525nm/Ultra Green



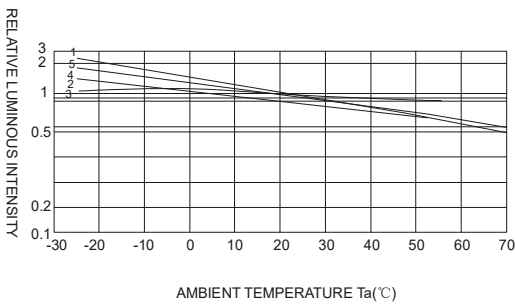
FORWARD VOLTAGE (Vf)  
FORWARD CURRENT VS.  
FORWARD VOLTAGE



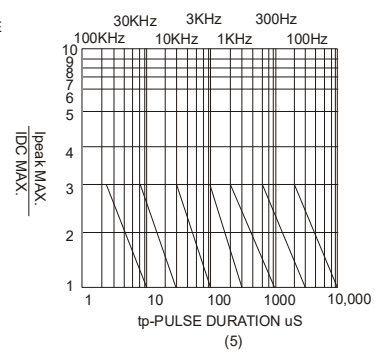
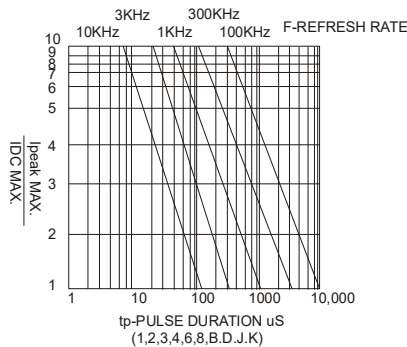
FORWARD CURRENT (mA)  
RELATIVE LUMINOUS  
INTENSITY VS. FORWARD  
CURRENT



AMBIENT TEMPERATURE Ta(°C)  
FORWARD CURRENT VS. AMBIENT  
TEMPERATURE



AMBIENT TEMPERATURE Ta(°C)



NOTE: 25°C free air temperature unless otherwise specified

SMD LED LAMP

BL-LS3528A0S1

■ Packing and weighting

