

## LED LIGHT BAR, ARROW DISPLAY

BL-AT5Z3044

### Features:

- ARROW DISPLAY,30\*44mm
- Ultra brightness available
- Low current operation.
- Excellent character appearance.
- Easy mounting on P.C. Boards or sockets.
- I.C. Compatible.
- RoHs Compliance



### ■ Electrical-optical characteristics: (Ta=25°C) (Test Condition: IF=20mA)

Part No	Chip			VF Unit:V		Iv TYP.(mcd)
	Emitted Color	Material	λ <sub>P</sub> (nm)	Typ	Max	
BL-AT5Z3044S-XX	Hi Red	GaAlAs/GaAs,SH	660	1.85	2.20	49
BL-AT5Z3044D-XX	Super Red	GaAlAs/GaAs,DH	660	1.85	2.20	84
BL-AT5Z3044UR-XX	Ultra Red	GaAlAs/GaAs,DDH	660	1.85	2.20	168
BL-AT5Z3044E-XX	Red	GaAsP/GaP	635	2.10	2.50	35
BL-AT5Z3044Y-XX	Yellow	GaAsP/GaP	585	2.10	2.50	35
BL-AT5Z3044G-XX	Green	GaP/GaP	570	2.20	2.50	35
BL-AT5Z3044UHR-XX	Ultra Red	AlGaInP	645	2.10	2.50	168
BL-AT5Z3044UE-XX	Ultra Red	AlGaInP	630	2.10	2.50	98
BL-AT5Z3044YO-XX	Ultra Amber	AlGaInP	619	2.10	2.50	98
BL-AT5Z3044UY-XX	Ultra Yellow	AlGaInP	590	2.10	2.50	98
BL-AT5Z3044UG-XX	Ultra Green	AlGaInP	574	2.20	2.50	85
BL-AT5Z3044PG-XX	Ultra Pure Green	InGaN	525	3.80	4.50	85
BL-AT5Z3044UB-XX	Ultra Blue	InGaN	470	2.70	4.20	85
BL-AT5Z3044UW-XX	Ultra White	InGaN	/	2.70	4.20	120

--XX: Ref Surface / Epoxy color:

Number	0	1	2	3	4	5
Ref Surface Color	White	Black	Gray	Red	Green	
Epoxy Color	Water clear	White diffused	Red Diffused	Green Diffused	Yellow Diffused	

**LED LIGHT BAR, ARROW DISPLAY**
**BL-AT5Z3044**
**■ Absolute maximum ratings (Ta=25°C)**

Parameter	S	D	UR	E	Y	G	Unit
Forward Current $I_F$	25	25	25	25	25	30	mA
Power Dissipation $P_d$	60	60	60	60	60	65	mW
Reverse Voltage $V_R$	5	5	5	5	5	5	V
Peak Forward Current $I_{PF}$ (Duty 1/10 @1KHZ)	150	150	150	150	150	150	mA
Operation Temperature $T_{OPR}$	-40 to +80						°C
Storage Temperature $T_{STG}$	-40 to +85						°C
Lead Soldering Temperature $T_{SOL}$	Max.260±5°C for 3 sec Max. (1.6mm from the base of the epoxy bulb)						°C

**■ Absolute maximum ratings (Ta=25°C)**

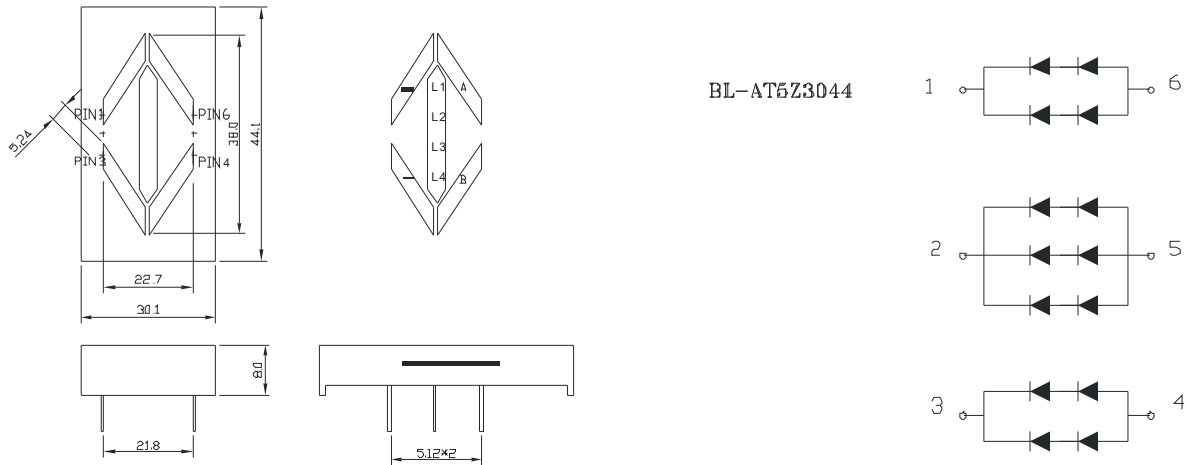
Parameter	UHR	UE	YO	UY	UG	PG	UB	UW	Unit
Forward Current $I_F$	30	30	30	30	30	30	30	30	mA
Power Dissipation $P_d$	75	65	65	65	75	110	120	120	mW
Reverse Voltage $V_R$	5	5	5	5	5	5	5	5	V
Peak Forward Current $I_{PF}$ (Duty 1/10 @1KHZ)	150	150	150	150	150	150	100	100	mA
Operation Temperature $T_{OPR}$	-40 to +80								°C
Storage Temperature $T_{STG}$	-40 to +85								°C
Lead Soldering Temperature $T_{SOL}$	Max.260±5°C for 3 sec Max. (1.6mm from the base of the epoxy bulb)								°C

# LED LIGHT BAR, ARROW DISPLAY

BL-AT5Z3044

## Package & Circuit

### BL - AT 5Z3044 Series



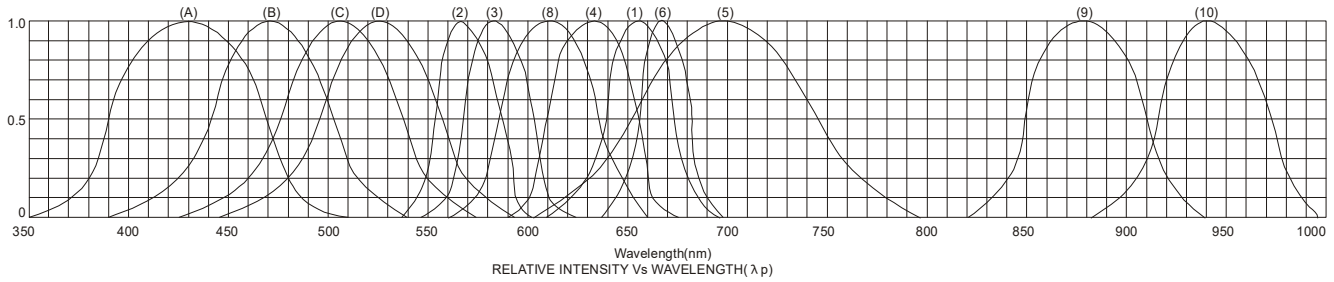
#### Notes:

- All dimensions are in millimeters (inches)
- Tolerance is  $\pm 0.25(0.01)$  unless otherwise noted.
- Specifications are subject to change without notice.

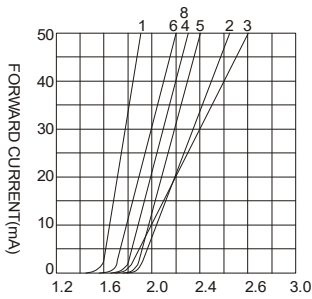
# LED LIGHT BAR, ARROW DISPLAY

BL-AT5Z3044

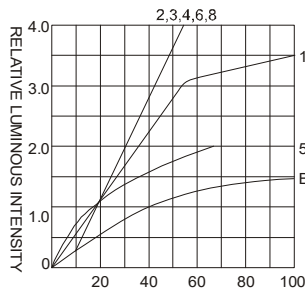
## Typical electrical-optical characteristics curves:



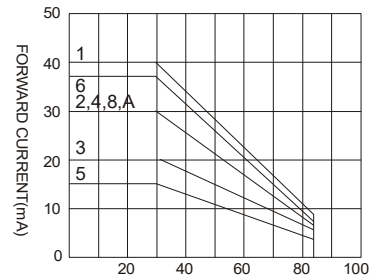
- (1) - GaAsP/GaAs 655nm/Red
- (2) - GaP 570nm/Yellow Green
- (3) - GaAsP/GaP 585nm/Yellow
- (4) - GaAsP/GaP 635nm/Orange & Hi-Eff Red
- (5) - GaP 700nm/Bright Red
- (6) - GaAlAs/GaAs 660nm/Super Red
- (8) - GaAsP/GaP 610nm/Super Red
- (9) - GaAlAs 880nm
- (10) - GaAs/GaAs & GaAlAs/GaAs 940nm
- (A) - GaN/SiC 430nm/Blue
- (B) - InGaN/SiC 470nm/Blue
- (C) - InGaN/SiC 505nm/Ultra Green
- (D) - InGaN/SiC 525nm/Ultra Green



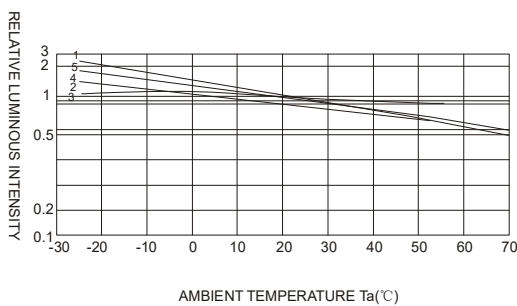
FORWARD VOLTAGE (Vf)  
FORWARD CURRENT VS.  
FORWARD VOLTAGE



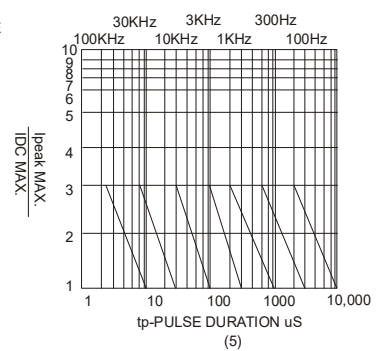
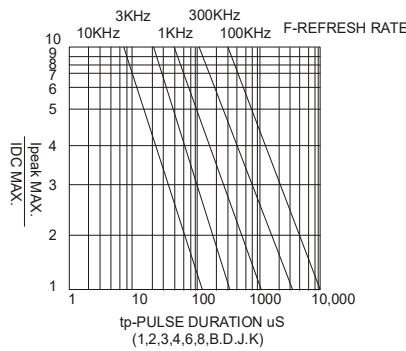
FORWARD CURRENT (mA)  
RELATIVE LUMINOUS  
INTENSITY VS. FORWARD  
CURRENT



AMBIENT TEMPERATURE Ta(°C)  
FORWARD CURRENT VS. AMBIENT  
TEMPERATURE



AMBIENT TEMPERATURE Ta(°C)



NOTE:25°C free air temperature unless otherwise specified

**LED LIGHT BAR, ARROW DISPLAY**

**BL-AT5Z3044**

■ **Packing and weighting**

