

## LED DOT MATRIX

BL-M19X881XXX

### Features:

- 46.80mm (1.9")  $\Phi$ 4.8 dot matrix LED display, RGB COLOR
- Low current operation.
- Excellent character appearance.
- Easy mounting on P.C. Boards or sockets.
- I.C. Compatible.
- ROHS Compliance.



### ■ Electrical-optical characteristics: (Ta=25°C) (Test Condition: IF=20mA)

Part No		Chip			VF Unit:V		Iv TYP.(mcd)
Row Cathode Column Anode	Row Anode Column Cathode	Emitted Color	Material	$\lambda_p$ (nm)	Typ	Max	
BL-M19A881RGB- XX	BL-M19B881RGB- XX	Super Red	GaAlAs/GaAs,DH	660	1.85	2.20	270
		Green	GaP/GaP	570	2.20	2.50	240
		Ultra Blue	InGaN	470	2.70	4.20	150
BL-M19A881DUGU B-XX	BL-M19B881DUGU B-XX	Ultra Red	GaAlAs/GaAs,DDH	660	1.85	2.20	310
		Ultra Green	AlGaInP	574	2.20	2.50	380
		Ultra Blue	InGaN	470	2.70	4.20	270

--XX: Surface / Lens color:

Number	0	1	2	3	4	5
Ref Surface Color	White	Black	Gray	Red	Green	
Epoxy Color	Water clear	White diffused	Red Diffused	Green Diffused	Yellow Diffused	

### ■ Absolute maximum ratings (Ta=25°C)

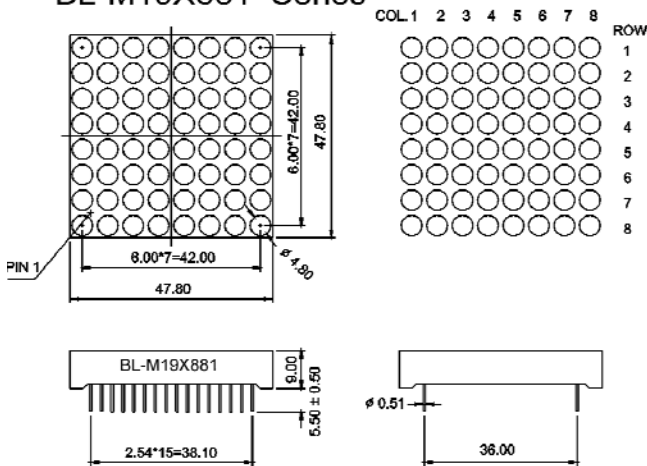
Parameter	S	G	B		D	UG	UB	Unit
Forward Current $I_F$	25	30	30		25	30	30	mA
Power Dissipation $P_d$	60	65	120		60	75	120	mW
Reverse Voltage $V_R$	5	5	5		5	5	5	V
Peak Forward Current $I_{PF}$ (Duty 1/10 @1KHZ)	150	150	100		150	150	100	mA
Operation Temperature $T_{OPR}$	-40 to +80							°C
Storage Temperature $T_{STG}$	-40 to +85							°C
Lead Soldering Temperature $T_{SOL}$	Max.260±5°C for 3 sec Max. (1.6mm from the base of the epoxy bulb)							°C

# LED DOT MATRIX


BL-M19X881XXX

## ■ Package configuration & Internal circuit diagram

BL-M19X881 Series



BL-M19B881XXX (BL-M19A881XXX C.C.)



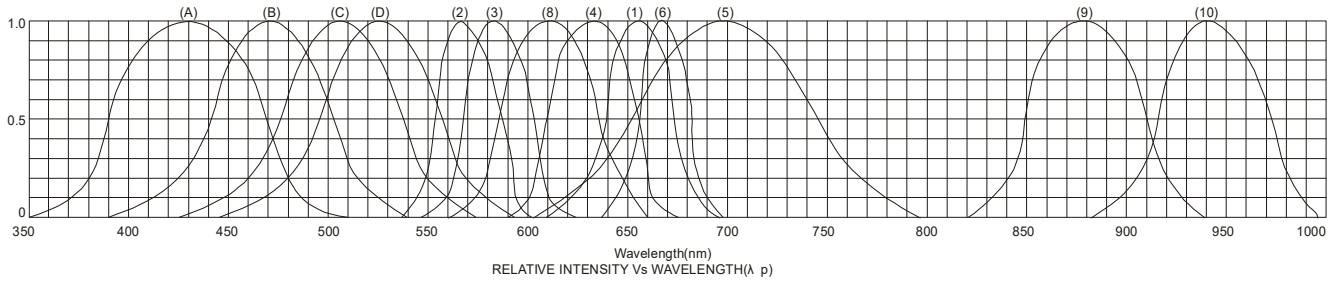
**Notes:**

1. All dimensions are in millimeters (inches)
2. Tolerance is  $\pm 0.25(0.01)$  unless otherwise noted.
3. Specifications are subject to change without notice.

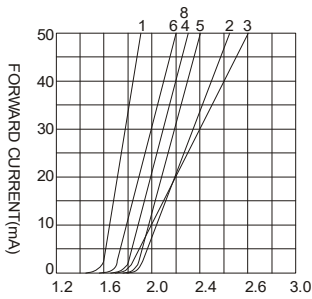
# LED DOT MATRIX

**BL-M19X881XXX**

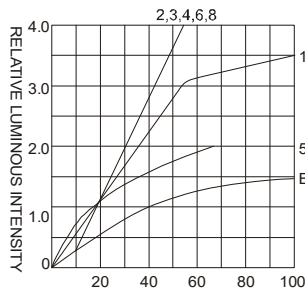
## Typical electrical-optical characteristics curves:



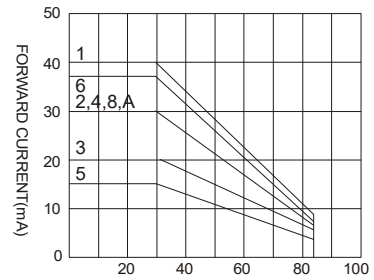
- (1) - GaAsP/GaAs 655nm/Red
- (2) - GaP 570nm/Yellow Green
- (3) - GaAsP/GaP 585nm/Yellow
- (4) - GaAsP/GaP 635nm/Orange & Hi-Eff Red
- (5) - GaP 700nm/Bright Red
- (6) - GaAlAs/GaAs 660nm/Super Red
- (8) - GaAsP/GaP 610nm/Super Red
- (9) - GaAlAs 880nm
- (10) - GaAs/GaAs & GaAlAs/GaAs 940nm
- (A) - GaN/SiC 430nm/Blue
- (B) - InGaN/SiC 470nm/Blue
- (C) - InGaN/SiC 505nm/Ultra Green
- (D) - InGaN/SiC 525nm/Ultra Green



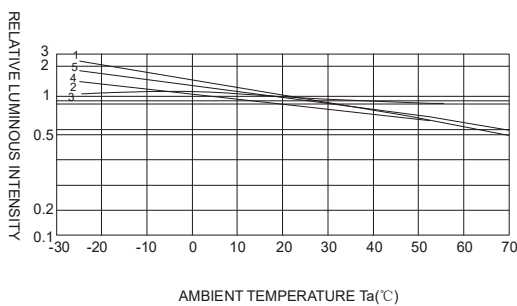
FORWARD VOLTAGE (Vf)  
FORWARD CURRENT VS.  
FORWARD VOLTAGE



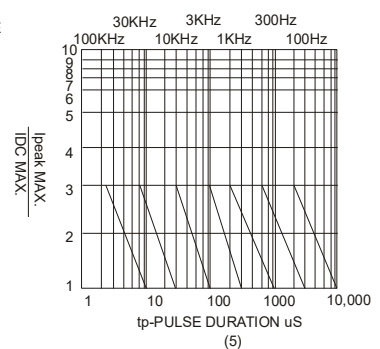
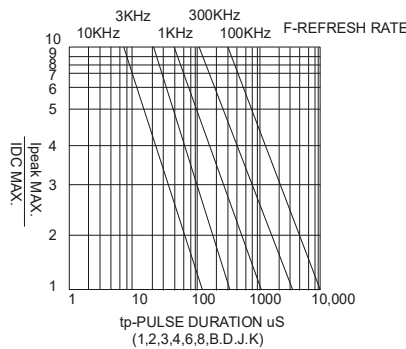
FORWARD CURRENT (mA)  
RELATIVE LUMINOUS  
INTENSITY VS. FORWARD  
CURRENT



AMBIENT TEMPERATURE Ta(°C)  
FORWARD CURRENT VS. AMBIENT  
TEMPERATURE



AMBIENT TEMPERATURE Ta(°C)



NOTE:25°C free air temperature unless otherwise specified

**LED DOT MATRIX**

**BL-M19X881XXX**

■ **Packing and weighting**

