

## LED DOT MATRIX

**BL-M12X881XX**

### Features:

- 32.00mm (1.2") Φ3.0 dot matrix LED display. BI-COLOR
- Low current operation.
- Excellent character appearance.
- Easy mounting on P.C. Boards or sockets.
- I.C. Compatible.
- ROHS Compliance.



### Electrical-optical characteristics: (Ta=25° C) (Test Condition: IF=20mA)

Part No		Chip			VF Unit:V		Iv TYP.(mcd)
Row Cathode Column Anode	Row Anode Column Cathode	Emitted Color	Material	λp (nm)	Typ	Max	
BL-M12E881SG-XX	BL-M12F881SG-XX	Super Red	AlGaInP	660	2.10	2.50	200
		Green	GaP/GaP	570	2.20	2.50	195
BL-M12E881EG-XX	BL-M12F881EG-XX	Red	GaAsP/GaP	635	2.10	2.50	190
		Green	GaP/GaP	570	2.20	2.50	195
BL-M12E881DUG-XX	BL-M12F881DUG-XX	Ultra Red	AlGaInP	660	2.10	2.50	320
		Ultra Green	AlGaInP	574	2.20	2.50	250
BL-M12E881UEUG-XX	BL-M12F881UEUG-XX	Ultra Red	AlGaInP	630	2.10	2.50	235
		Ultra Green	AlGaInP	574	2.20	2.50	250

### ■ -XX: Surface / Lens color:

Number	0	1	2	3	4	5
Ref Surface Color	White	Black	Gray	Red	Green	
Epoxy Color	Water clear	White diffused	Red Diffused	Green Diffused	Yellow Diffused	

### ■ Absolute maximum ratings (Ta=25°C)

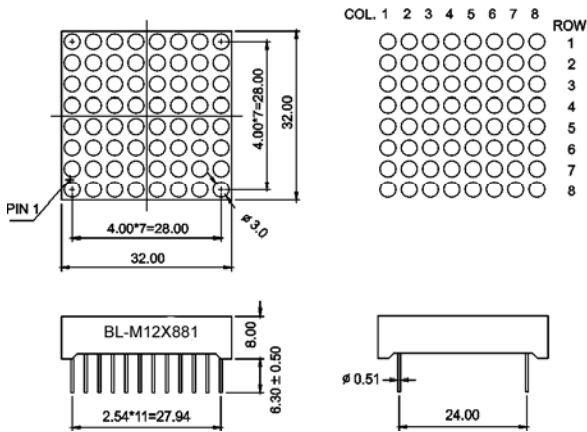
Parameter	S	G	E	D	UG	UE		Unit
Forward Current I <sub>F</sub>	30	30	30	30	30	30		mA
Power Dissipation P <sub>d</sub>	75	80	80	75	75	65		mW
Reverse Voltage V <sub>R</sub>	5	5	5	5	5	5		V
Peak Forward Current I <sub>PF</sub> (Duty 1/10 @1KHZ)	150	150	150	150	150	150		mA
Operation Temperature T <sub>OPR</sub>	-40 to +80							°C
Storage Temperature T <sub>STG</sub>	-40 to +85							°C
Lead Soldering Temperature T <sub>SOL</sub>	Max.260±5° C for 3 sec Max. (1.6mm from the base of the epoxy bulb)							°C

# LED DOT MATRIX

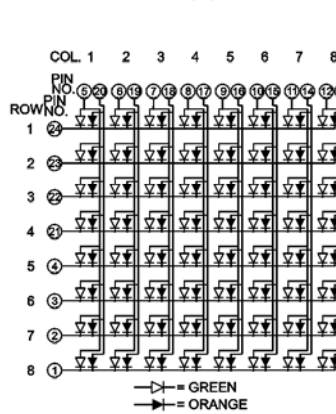
BL-M12X881XX

## ■ Package configuration & Internal circuit diagram

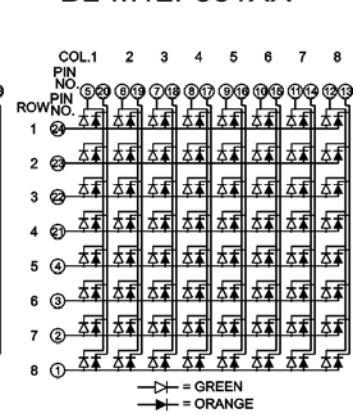
### BL-M12X881 Series



### BL-M12E881XX



### BL-M12F881XX



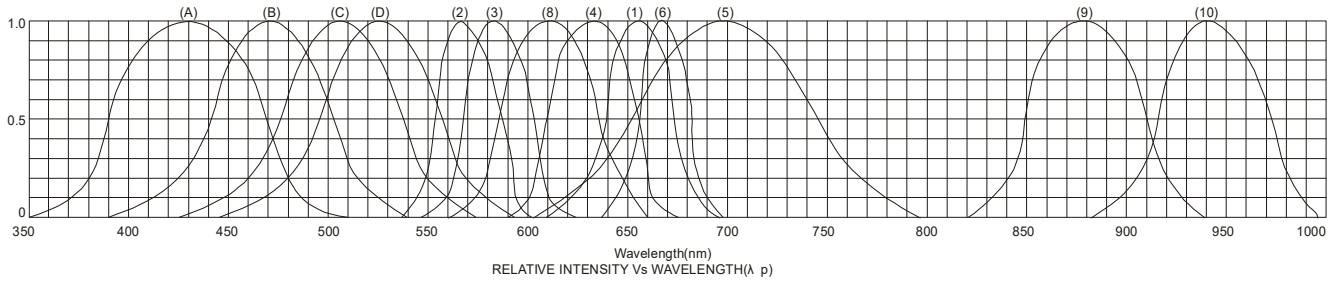
### Notes:

1. All dimensions are in millimeters (inches)
2. Tolerance is  $\pm 0.25(0.01)$  unless otherwise noted.
3. Specifications are subject to change without notice.

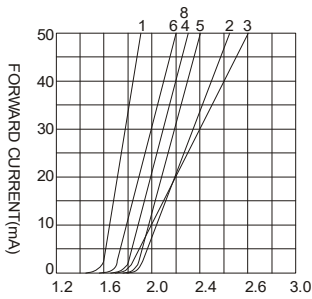
# LED DOT MATRIX

**BL-M12X881XX**

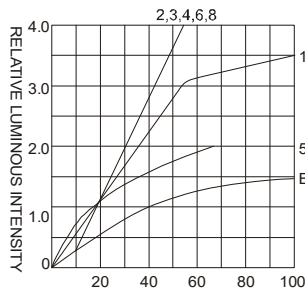
## Typical electrical-optical characteristics curves:



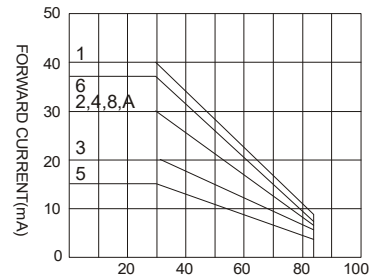
- (1) - GaAsP/GaAs 655nm/Red
- (2) - GaP 570nm/Yellow Green
- (3) - GaAsP/GaP 585nm/Yellow
- (4) - GaAsP/GaP 635nm/Orange & Hi-Eff Red
- (5) - GaP 700nm/Bright Red
- (6) - GaAlAs/GaAs 660nm/Super Red
- (8) - GaAsP/GaP 610nm/Super Red
- (9) - GaAlAs 880nm
- (10) - GaAs/GaAs & GaAlAs/GaAs 940nm
- (A) - GaN/SiC 430nm/Blue
- (B) - InGaN/SiC 470nm/Blue
- (C) - InGaN/SiC 505nm/Ultra Green
- (D) - InGaN/SiC 525nm/Ultra Green



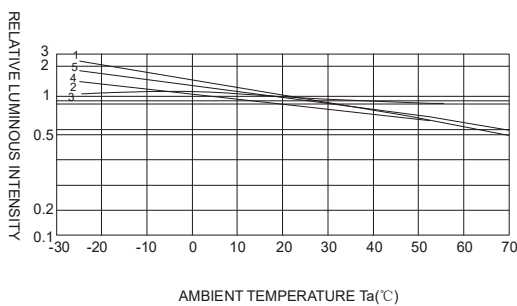
FORWARD VOLTAGE (Vf)  
FORWARD CURRENT VS.  
FORWARD VOLTAGE



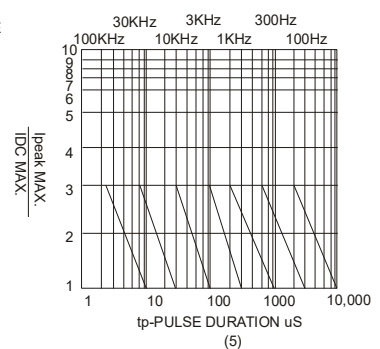
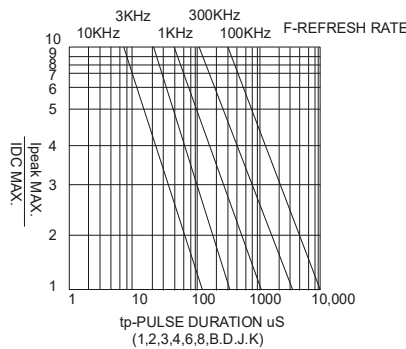
FORWARD CURRENT (mA)  
RELATIVE LUMINOUS  
INTENSITY VS. FORWARD  
CURRENT



AMBIENT TEMPERATURE Ta(°C)  
FORWARD CURRENT VS. AMBIENT  
TEMPERATURE



AMBIENT TEMPERATURE Ta(°C)



NOTE:25°C free air temperature unless otherwise specified

**LED DOT MATRIX**

**BL-M12X881XX**

■ **Packing and weighting**

