

## LED DOT MATRIX

BL-M10X571

### Features:

- 26.54mm (1.0")  $\Phi$ 2.54 dot matrix LED display..
- Low current operation.
- Excellent character appearance.
- Easy mounting on P.C. Boards or sockets.
- I.C. Compatible.
- ROHS Compliance.



### Super Bright

Electrical-optical characteristics: (Ta=25° C) (Test Condition: IF=20mA)

Part No		Chip			VF Unit:V		Iv TYP.(mcd)
Row Cathode Column Anode	Row Anode Column Cathode	Emitted Color	Material	$\lambda_p$ (nm)	Typ	Max	
BL-M10C571S-XX	BL-M10D571S-XX	Hi Red	GaAlAs/GaAs,SH	660	1.85	2.20	100
BL-M10C571D-XX	BL-M10D571D-XX	Super Red	GaAlAs/GaAs,DH	660	1.85	2.20	110
BL-M10C571UR-XX	BL-M10D571UR-XX	Ultra Red	GaAlAs/GaAs,DDH	660	1.85	2.20	120
BL-M10C571E-XX	BL-M10D571E-XX	Red	GaAsP/GaP	635	2.10	2.50	90
BL-M10C571Y-XX	BL-M10D571Y-XX	Yellow	GaAsP/GaP	585	2.10	2.50	90
BL-M10C571G-XX	BL-M10D571G-XX	Green	GaP/GaP	570	2.20	2.50	95

### Ultra Bright

Electrical-optical characteristics: (Ta=25° C) (Test Condition: IF=20mA)

Part No		Chip			VF Unit:V		Iv TYP.(mcd)
Row Cathode Column Anode	Row Anode Column Cathode	Emitted Color	Material	$\lambda_p$ (nm)	Typ	Max	
BL-M10C571UHR-XX	BL-M10D571UHR-XX	Ultra Red	AlGaInP	645	2.10	2.50	120
BL-M10C571UE-XX	BL-M10D571UE-XX	Ultra Red	AlGaInP	630	2.10	2.50	100
BL-M10C571YO-XX	BL-M10D571YO-XX	Ultra Amber	AlGaInP	619	2.10	2.50	100
BL-M10C571UY-XX	BL-M10D571UY-XX	Ultra Yellow	AlGaInP	590	2.10	2.50	100
BL-M10C571UG-XX	BL-M10D571UG-XX	Ultra Green	AlGaInP	574	2.20	2.50	130
BL-M10C571PG-XX	BL-M10D571PG-XX	Ultra Pure Green	InGaN	525	3.80	4.50	150
BL-M10C571B-XX	BL-M10D571B-XX	Ultra Blue	InGaN	470	2.70	4.20	70
BL-M10C571W-XX	BL-M10D571W-XX	Ultra White	InGaN	/	2.70	4.20	100

·-XX: Surface / Lens color:

Number	0	1	2	3	4	5
Ref Surface Color	White	Black	Gray	Red	Green	
Epoxy Color	Water clear	White diffused	Red Diffused	Green Diffused	Yellow Diffused	

**LED DOT MATRIX**
**BL-M10X571**
**Absolute maximum ratings (Ta=25°C)**

Parameter	S	D	UR	E	Y	G	Unit
Forward Current $I_F$	25	25	25	25	25	30	mA
Power Dissipation $P_d$	60	60	60	60	60	65	mW
Reverse Voltage $V_R$	5	5	5	5	5	5	V
Peak Forward Current $I_{PF}$ (Duty 1/10 @1KHZ)	150	150	150	150	150	150	mA
Operation Temperature $T_{OPR}$	-40 to +80						°C
Storage Temperature $T_{STG}$	-40 to +85						°C
Lead Soldering Temperature $T_{SOL}$	Max.260±5°C for 3 sec Max. (1.6mm from the base of the epoxy bulb)						°C

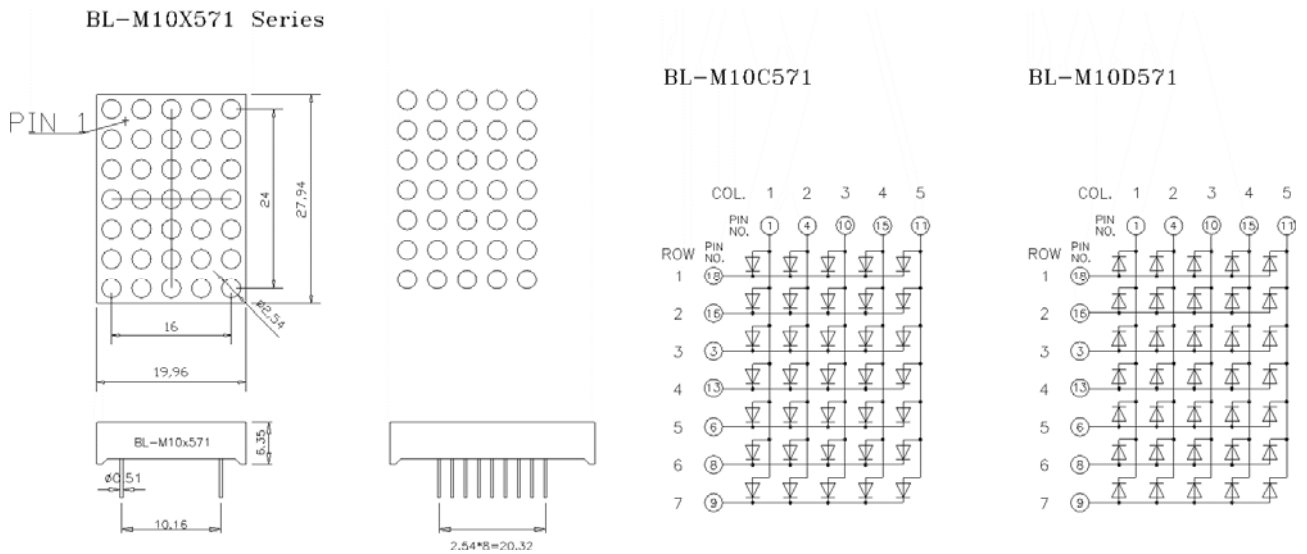
**■ Absolute maximum ratings (Ta=25°C)**

Parameter	UHR	UE	YO	UY	UG	PG	B	W	Unit
Forward Current $I_F$	30	30	30	30	30	30	30	30	mA
Power Dissipation $P_d$	75	65	65	65	75	110	120	120	mW
Reverse Voltage $V_R$	5	5	5	5	5	5	5	5	V
Peak Forward Current $I_{PF}$ (Duty 1/10 @1KHZ)	150	150	150	150	150	150	100	100	mA
Operation Temperature $T_{OPR}$	-40 to +80								°C
Storage Temperature $T_{STG}$	-40 to +85								°C
Lead Soldering Temperature $T_{SOL}$	Max.260±5°C for 3 sec Max. (1.6mm from the base of the epoxy bulb)								°C

# LED DOT MATRIX

**BL-M10X571**

## ■ Package configuration & Internal circuit diagram



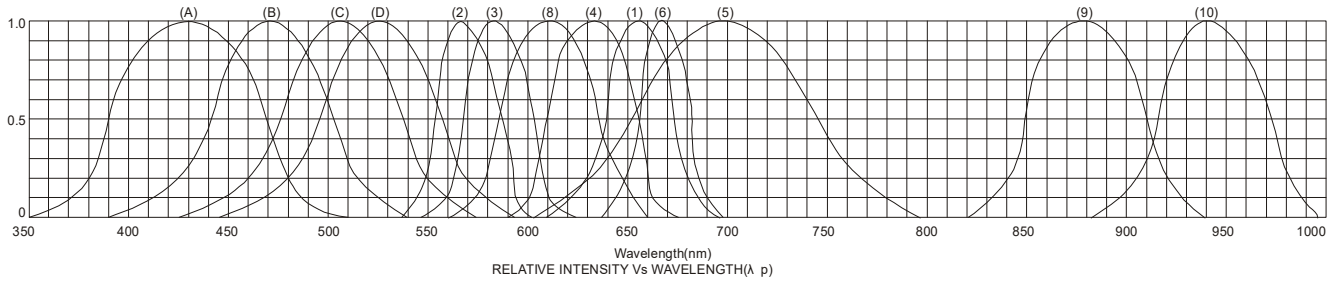
### Notes:

1. All dimensions are in millimeters (inches)
2. Tolerance is  $\pm 0.25(0.01)$  unless otherwise noted.
3. Specifications are subject to change without notice.

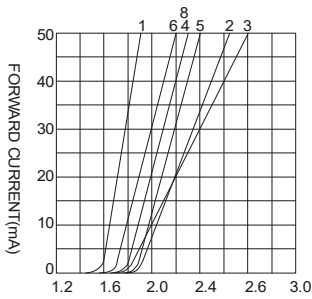
# LED DOT MATRIX

BL-M10X571

## Typical electrical-optical characteristics curves:



- (1) - GaAsP/GaAs 655nm/Red
- (2) - GaP 570nm/Yellow Green
- (3) - GaAsP/GaP 585nm/Yellow
- (4) - GaAsP/GaP 635nm/Orange & Hi-Eff Red
- (5) - GaP 700nm/Bright Red
- (6) - GaAlAs/GaAs 660nm/Super Red
- (8) - GaAsP/GaP 610nm/Super Red
- (9) - GaAlAs 880nm
- (10) - GaAs/GaAs & GaAlAs/GaAs 940nm
- (A) - GaN/SiC 430nm/Blue
- (B) - InGaN/SiC 470nm/Blue
- (C) - InGaN/SiC 505nm/Ultra Green
- (D) - InGaN/SiC 525nm/Ultra Green



FORWARD VOLTAGE (Vf)  
FORWARD CURRENT VS.  
FORWARD VOLTAGE



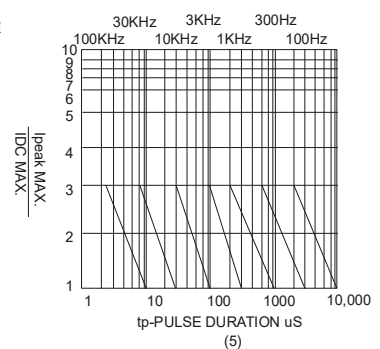
FORWARD CURRENT (mA)  
RELATIVE LUMINOUS  
INTENSITY VS. FORWARD  
CURRENT



AMBIENT TEMPERATURE Ta(°C)  
FORWARD CURRENT VS. AMBIENT  
TEMPERATURE



AMBIENT TEMPERATURE Ta(°C)



NOTE:25°C free air temperature unless otherwise specified

**LED DOT MATRIX**

**BL-M10X571**

■ **Packing and weighting**

