

## LED DOT MATRIX

BL-M07X571

### Features:

- 17.80mm (0.7")  $\Phi$ 1.8 dot matrix LED display
- Low current operation.
- Excellent character appearance.
- Easy mounting on P.C. Boards or sockets.
- I.C. Compatible.
- ROHS Compliance.



### Super Bright

Electrical-optical characteristics: (Ta=25° C) (Test Condition: IF=20mA)

Part No		Chip			VF Unit:V		Iv
Row Cathode	Column Anode	Row Anode	Column Cathode	Emitted Color	Material	$\lambda_p$ (nm)	TYP.(mcd)
BL-M07C571S-XX		BL-M07D571S-XX		Hi Red	GaAlAs/GaAs,SH	660	100
BL-M07C571D-XX		BL-M07D571D-XX		Super Red	GaAlAs/GaAs,DH	660	110
BL-M07C571UR-XX		BL-M07D571UR-XX		Ultra Red	GaAlAs/GaAs,DDH	660	120
BL-M07C571E-XX		BL-M07D571E-XX		Red	GaAsP/GaP	635	90
BL-M07C571Y-XX		BL-M07D571Y-XX		Yellow	GaAsP/GaP	585	90
BL-M07C571G-XX		BL-M07D571G-XX		Green	GaP/GaP	570	85

### Ultra Bright

Electrical-optical characteristics: (Ta=25° C) (Test Condition: IF=20mA)

Part No		Chip			VF Unit:V		Iv
Row Cathode	Column Anode	Row Anode	Column Cathode	Emitted Color	Material	$\lambda_p$ (nm)	TYP.(mcd)
BL-M07C571UHR-XX		BL-M07D571UHR-XX		Ultra Red	AlGaInP	645	120
BL-M07C571UE-XX		BL-M07D571UE-XX		Ultra Red	AlGaInP	630	100
BL-M07C571YO-XX		BL-M07D571YO-XX		Ultra Amber	AlGaInP	619	100
BL-M07C571UY-XX		BL-M07D571UY-XX		Ultra Yellow	AlGaInP	590	100
BL-M07C571UG-XX		BL-M07D571UG-XX		Ultra Green	AlGaInP	574	130
BL-M07C571PG-XX		BL-M07D571PG-XX		Ultra Pure Green	InGaN	525	150
BL-M07C571B-XX		BL-M07D571B-XX		Ultra Blue	InGaN	470	70
BL-M07C571W-XX		BL-M07D571W-XX		Ultra White	InGaN	/	100

·-XX: Surface / Lens color:

Number	0	1	2	3	4	5
Ref Surface Color	White	Black	Gray	Red	Green	
Epoxy Color	Water clear	White diffused	Red Diffused	Green Diffused	Yellow Diffused	

**LED DOT MATRIX**
**BL-M07X571**
**Absolute maximum ratings (Ta=25°C)**

Parameter	S	D	UR	E	Y	G	Unit
Forward Current $I_F$	25	25	25	25	25	30	mA
Power Dissipation $P_d$	60	60	60	60	60	65	mW
Reverse Voltage $V_R$	5	5	5	5	5	5	V
Peak Forward Current $I_{PF}$ (Duty 1/10 @1KHZ)	150	150	150	150	150	150	mA
Operation Temperature $T_{OPR}$	-40 to +80						°C
Storage Temperature $T_{STG}$	-40 to +85						°C
Lead Soldering Temperature $T_{SOL}$	Max.260±5°C for 3 sec Max. (1.6mm from the base of the epoxy bulb)						°C

**■ Absolute maximum ratings (Ta=25°C)**

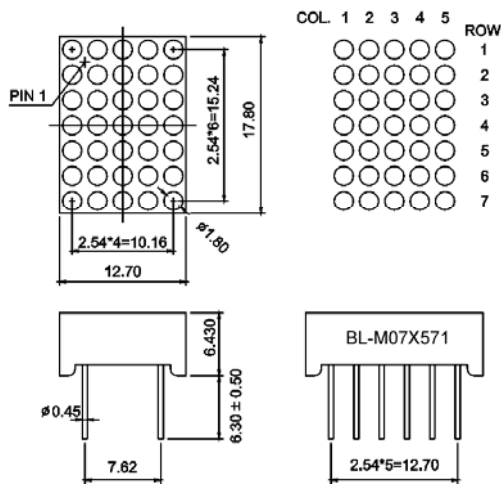
Parameter	UHR	UE	YO	UY	UG	PG	B	W	Unit
Forward Current $I_F$	30	30	30	30	30	30	30	30	mA
Power Dissipation $P_d$	75	65	65	65	75	110	120	120	mW
Reverse Voltage $V_R$	5	5	5	5	5	5	5	5	V
Peak Forward Current $I_{PF}$ (Duty 1/10 @1KHZ)	150	150	150	150	150	150	100	100	mA
Operation Temperature $T_{OPR}$	-40 to +80								°C
Storage Temperature $T_{STG}$	-40 to +85								°C
Lead Soldering Temperature $T_{SOL}$	Max.260±5°C for 3 sec Max. (1.6mm from the base of the epoxy bulb)								°C

# LED DOT MATRIX

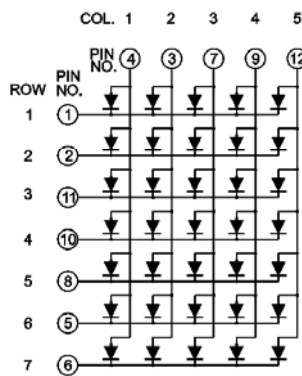
BL-M07X571

## ■ Package configuration & Internal circuit diagram

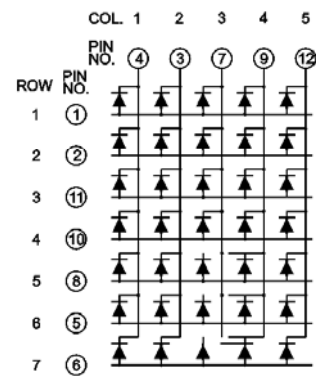
### BL-M07X571 Series



### BL-M07C571



### BL-M07D571



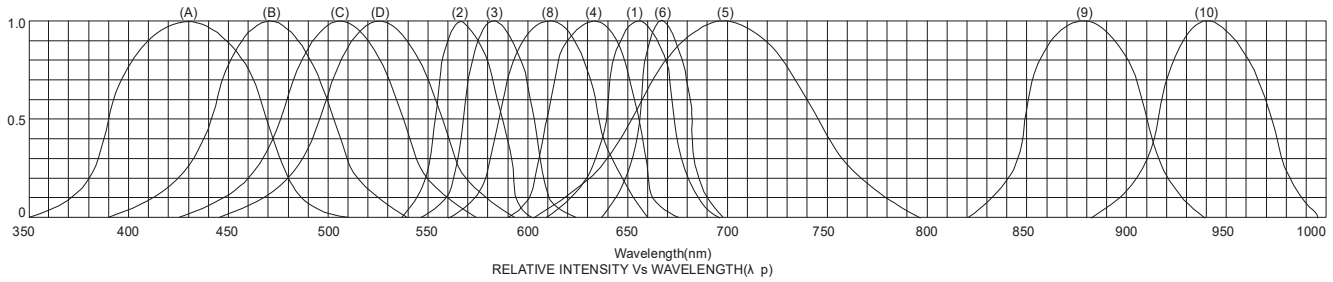
### Notes:

1. All dimensions are in millimeters (inches)
2. Tolerance is  $\pm 0.25(0.01)$  unless otherwise noted.
3. Specifications are subject to change without notice.

# LED DOT MATRIX

BL-M07X571

## Typical electrical-optical characteristics curves:



- (1) - GaAsP/GaAs 655nm/Red
- (2) - GaP 570nm/Yellow Green
- (3) - GaAsP/GaP 585nm/Yellow
- (4) - GaAsP/GaP 635nm/Orange & Hi-Eff Red
- (5) - GaP 700nm/Bright Red
- (6) - GaAlAs/GaAs 660nm/Super Red
- (8) - GaAsP/GaP 610nm/Super Red
- (9) - GaAlAs 880nm
- (10) - GaAs/GaAs & GaAlAs/GaAs 940nm
- (A) - GaN/SiC 430nm/Blue
- (B) - InGaN/SiC 470nm/Blue
- (C) - InGaN/SiC 505nm/Ultra Green
- (D) - InGaN/SiC 525nm/Ultra Green



FORWARD VOLTAGE (Vf)  
FORWARD CURRENT VS.  
FORWARD VOLTAGE



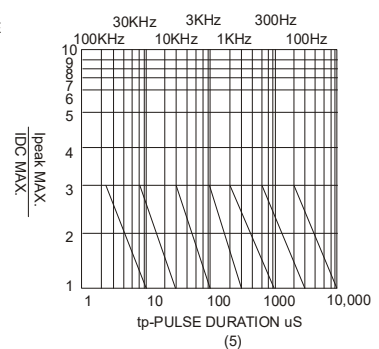
FORWARD CURRENT (mA)  
RELATIVE LUMINOUS  
INTENSITY VS. FORWARD  
CURRENT



AMBIENT TEMPERATURE Ta(°C)  
FORWARD CURRENT VS. AMBIENT  
TEMPERATURE



AMBIENT TEMPERATURE Ta(°C)



NOTE:25°C free air temperature unless otherwise specified

**LED DOT MATRIX**

**BL-M07X571**

■ **Packing and weighting**

