

## LED LAMP CLUSTER

BL-CR15AR2G3

### Features:

- ·Shape: Round
- ·Diameter: 15mm
- ·High visibility
- ·Emitting Color: red, green
- ·No of Built-in 5mm LED Lamps :
- ·Ultra Red - 2pcs, ultra green – 3pcs
- ·Waterproof Package With Hood Suitable
- ·For Outdoor and Indoor Information Boards
- ·Rohs Compliance



### ■ Selection Guide

Part No.	Description
BL-CR15AR2G3	15mm Round Lamp cluster 2 red ,3 green, round packed

### ■ Description:

·Color Code & Chip characteristics: (Test Condition: IF=20mA)

Part No.	Built-in Lamp Package	Built-in Lamp Part No. BL-L	Chip		Lens Appearance	Electro-optical Data(At 20mA)			Viewing Angle 2θ1/2 (deg)
			Material/Emitted Color	Peak Wave Length λp (nm)		Vf (V)		Iv (mcd)	
						Typ	Max	Typ	
<b>BL-CR15 AR2G3</b>	4x5x7mm 1.0" Lead Oval	563UET	AlGaInP/ Ultra Red	630	Water clear	2.10	2.50	800	X-X 45 Y-Y 25
		563UGT	AlGaInP/ Ultra Green	574	Water clear	2.20	2.50	700	

Notes:

1. θ1/2 Is the angle from optical centerline where the luminous intensity is 1/2 the optical centerline value.

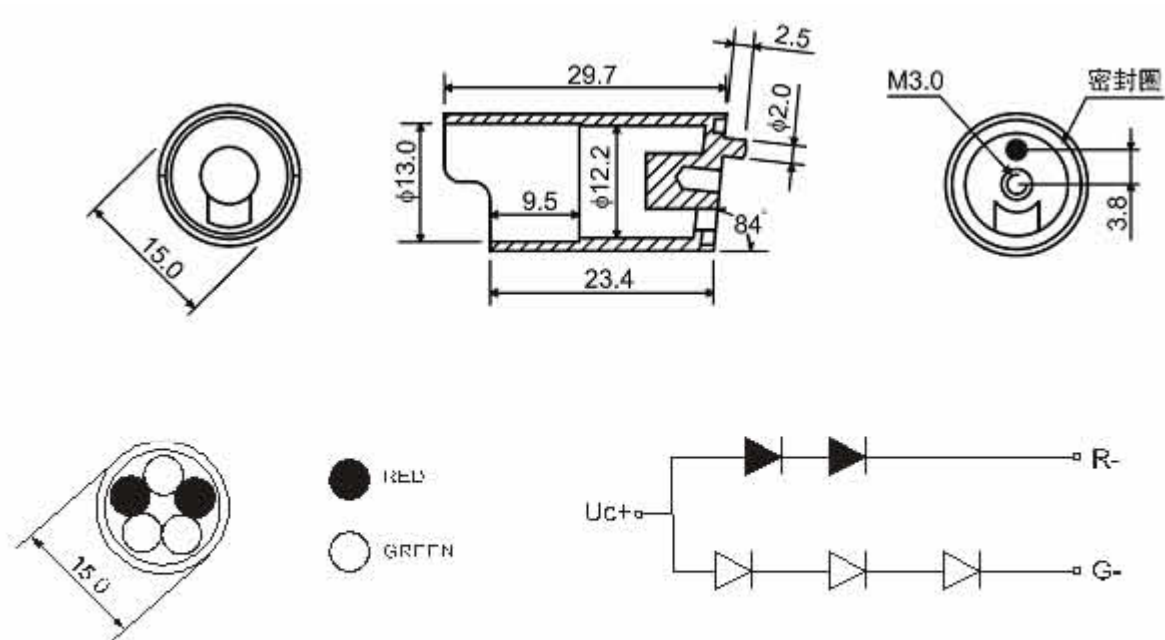
### Absolute Maximum Rating (Each Lamp, Ta=25°C Derate above 25°C)

Parameter	UE	UG	Unit
Forward Current I <sub>F</sub>	30	30	mA
Power Dissipation P <sub>d</sub>	78	78	mW
Reverse Voltage V <sub>R</sub>	5	5	V
Peak Forward Current I <sub>PF</sub> (Duty 1/10 @1KHZ)	100	100	mA
Operation Temperature T <sub>OPR</sub>	-30 to +80		°C
Storage Temperature T <sub>STG</sub>	-40 to +85		°C
Lead Soldering Temperature T <sub>SOL</sub>	Max.260±5°C for 3 sec Max. (1.6mm from the base of the epoxy bulb)		°C

**LED LAMP CLUSTER**

BL-CR15AR2G3

■ Package configuration & Internal circuit diagram:



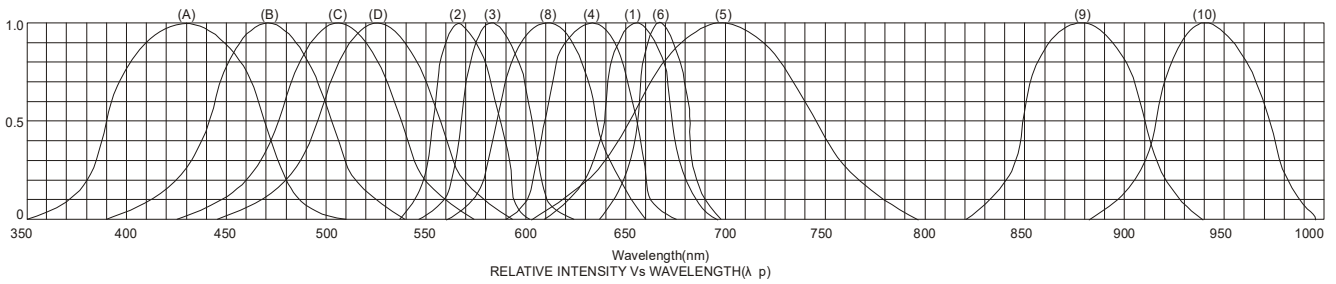
Notes:

- All dimensions are in millimeters (inches)
- Tolerance is  $\pm 0.25(0.01)$  unless otherwise noted.
- Specifications are subject to change without notice.

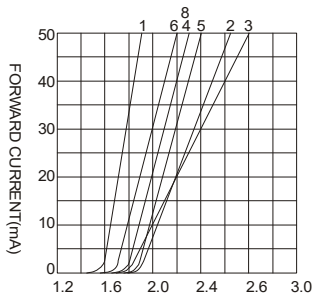
# LED LAMP CLUSTER

BL-CR15AR2G3

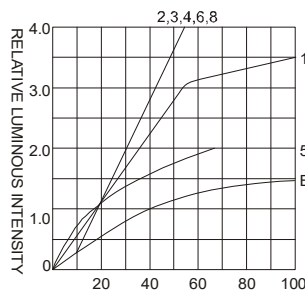
## Typical electrical-optical characteristics curves:



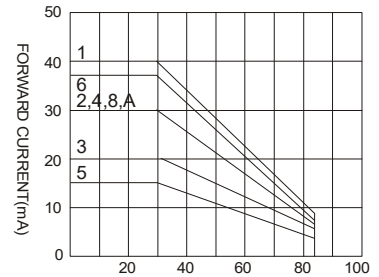
- |   |                                      |
|---|--------------------------------------|
| (1) - GaAsP/GaAs 655nm/Red                | (9) - GaAlAs 880nm                   |
| (2) - GaP 570nm/Yellow Green              | (10) - GaAs/GaAs & GaAlAs/GaAs 940nm |
| (3) - GaAsP/GaP 585nm/Yellow              | (A) - GaN/SiC 430nm/Blue             |
| (4) - GaAsP/GaP 635nm/Orange & Hi-Eff Red | (B) - InGaN/SiC 470nm/Blue           |
| (5) - GaP 700nm/Bright Red                | (C) - InGaN/SiC 505nm/Ultra Green    |
| (6) - GaAlAs/GaAs 660nm/Super Red         | (D) - InGaAl/SiC 525nm/Ultra Green   |
| (8) - GaAsP/GaP 610nm/Super Red           |                                      |



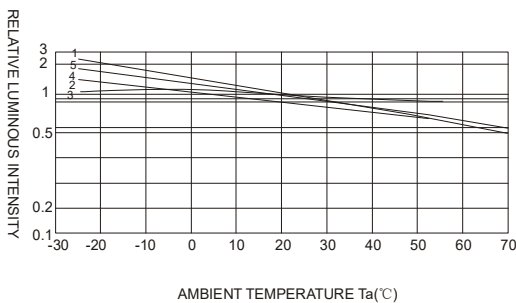
FORWARD VOLTAGE (Vf)  
FORWARD CURRENT VS.  
FORWARD VOLTAGE



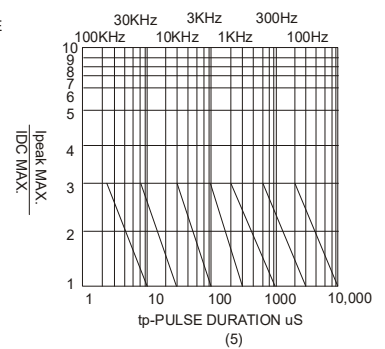
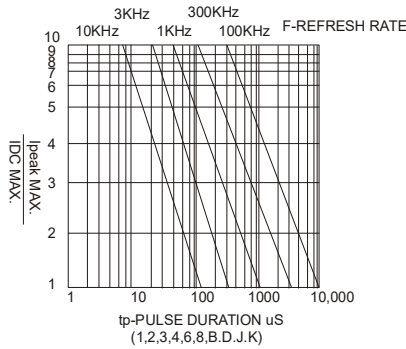
FORWARD CURRENT (mA)  
RELATIVE LUMINOUS  
INTENSITY VS. FORWARD  
CURRENT



AMBIENT TEMPERATURE Ta(°C)  
FORWARD CURRENT VS. AMBIENT  
TEMPERATURE



AMBIENT TEMPERATURE Ta(°C)



NOTE: 25°C free air temperature unless otherwise specified

**LED LAMP CLUSTER**

BL-CR15AR2G3

■ **Packing and weighting**

