

LED DOT MATRIX

BL-M15X883

Features:

- Ø 38.00mm (1.5") 3.7 dot matrix LED display.
- Ø Low current operation.
- Ø Excellent character appearance.
- Ø Easy mounting on P.C. Boards or sockets.
- Ø I.C. Compatible.
- Ø ROHS Compliance.



Super Bright

Electrical-optical characteristics: (Ta=25 °C) (Test Condition: IF=20mA)

Part No			Chip			VF Unit:V		Iv TYP.(mcd)
Row Cathode Column Anode	Row Anode Column Cathode	Emitted Color	Material	λp (nm)	Typ	Max		
BL-M15C883S-XX	BL-M15D883S-XX	Hi Red	GaAlAs/GaAs,SH	660	1.85	2.20	250	
BL-M15C883D-XX	BL-M15D883D-XX	Super Red	GaAlAs/GaAs,DH	660	1.85	2.20	320	
BL-M15C883UR-XX	BL-M15D883UR-XX	Ultra Red	GaAlAs/GaAs,DDH	660	1.85	2.20	400	
BL-M15C883E-XX	BL-M15D883E-XX	Orange	GaAsP/GaP	635	2.10	2.50	190	
BL-M15C883Y-XX	BL-M15D883Y-XX	Yellow	GaAsP/GaP	585	2.10	2.50	190	
BL-M15C883G-XX	BL-M15D883G-XX	Green	GaP/GaP	570	2.20	2.50	195	

Ultra Bright

Electrical-optical characteristics: (Ta=25 °C) (Test Condition: IF=20mA)

Part No			Chip			VF Unit:V		Iv TYP.(mcd)
Row Cathode Column Anode	Row Anode Column Cathode	Emitted Color	Material	λp (nm)	Typ	Max		
BL-M15C883UHR-XX	BL-M15D883UHR-XX	Ultra Red	AlGaInP	645	2.10	2.50	400	
BL-M15C883UE-XX	BL-M15D883UE-XX	Ultra Orange	AlGaInP	630	2.10	2.50	235	
BL-M15C883YO-XX	BL-M15D883YO-XX	Ultra Amber	AlGaInP	619	2.10	2.50	235	
BL-M15C883UY-XX	BL-M15D883UY-XX	Ultra Yellow	AlGaInP	590	2.10	2.50	235	
BL-M15C883UG-XX	BL-M15D883UG-XX	Ultra Green	AlGaInP	574	2.20	2.50	250	
BL-M15C883PG-XX	BL-M15D883PG-XX	Ultra Pure Green	InGaN	525	3.80	4.50	270	
BL-M15C883B-XX	BL-M15D883B-XX	Ultra Blue	InGaN	470	2.70	4.20	180	
BL-M15C883W-XX	BL-M15D883W-XX	Ultra White	InGaN	/	2.70	4.20	235	

--XX: Surface / Lens color :

Number	0	1	2	3	4	5
Ref Surface Color	White	Black	Gray	Red	Green	
Epoxy Color	Water clear	White diffused	Red Diffused	Green Diffused	Yellow Diffused	

LED DOT MATRIX
BL-M15X883
Absolute maximum ratings (Ta=25°C)

Parameter		S	D	UR	E	Y	G	Unit
Forward Current I_F		25	25	25	25	25	30	mA
Power Dissipation P_d		60	60	60	60	60	65	mW
Reverse Voltage V_R		5	5	5	5	5	5	V
Peak Forward Current I_{PF} (Duty 1/10 @1KHZ)		150	150	150	150	150	150	mA
Operation Temperature T_{OPR}	-40 to +80							°C
Storage Temperature T_{STG}	-40 to +85							°C
Lead Soldering Temperature T_{SOL}	Max.260±5°C for 3 sec Max. (1.6mm from the base of the epoxy bulb)							°C

Absolute maximum ratings (Ta=25°C)

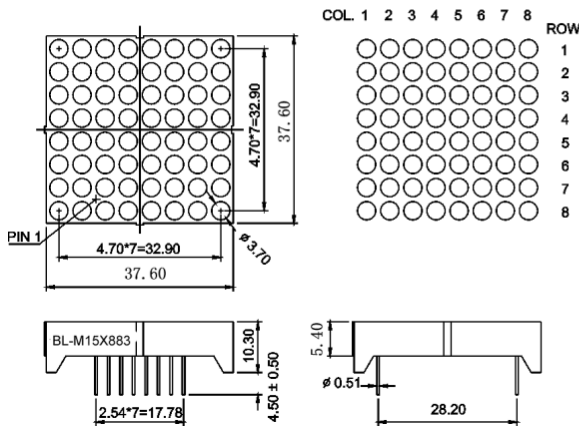
Parameter	UHR	UE	YO	UY	UG	PG	B	W	U nit
Forward Current I_F	30	30	30	30	30	30	30	30	mA
Power Dissipation P_d	75	65	65	65	75	110	120	120	mW
Reverse Voltage V_R	5	5	5	5	5	5	5	5	V
Peak Forward Current I_{PF} (Duty 1/10 @1KHZ)	150	150	150	150	150	150	100	100	mA
Operation Temperature T_{OPR}	-40 to +80								°C
Storage Temperature T_{STG}	-40 to +85								°C
Lead Soldering Temperature T_{SOL}	Max.260±5°C for 3 sec Max. (1.6mm from the base of the epoxy bulb)								°C

LED DOT MATRIX

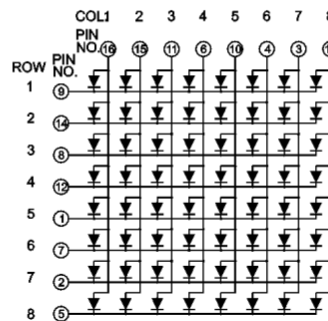
BL-M15X883

Package configuration & Internal circuit diagram

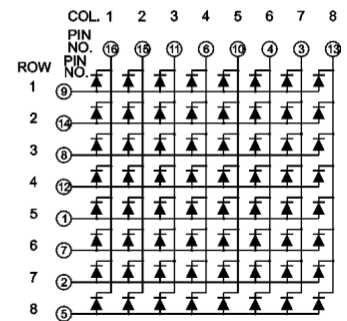
BL-M15X883 Series



BL-M15C883



BL-M15D883



Notes:

1. All dimensions are in millimeters (inches)
2. Tolerance is $\pm 0.25(0.01)$ unless otherwise noted.
3. Specifications are subject to change without notice.

LED DOT MATRIX

BL-M15X883

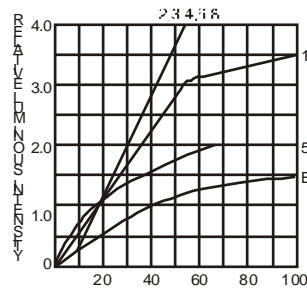
Typical electrical-optical characteristics curves:



- (1) - GaAsP/GaAs 655nm/Red
- (2) - GaP 570nm/Yellow Green
- (3) - GaAsP/GaP 585nm/Yellow
- (4) - GaAsP/GaP 635nm/Orange & Hi-Eff Red
- (5) - GaP 700nm/Bright Red
- (6) - GaAlAs/GaAs 660nm/Super Red
- (8) - GaAsP/GaP 610nm/Super Red
- (9) - GaAlAs 880nm
- (10) - GaAs/GaAs & GaAlAs/GaAs 940nm
- (A) - GaN/SiC 430nm/Blue
- (B) - InGaN/SiC 470nm/Blue
- (C) - InGaN/SiC 505nm/Ultra Green
- (D) - InGaAlSiC 525nm/Ultra Green



FORWARD VOLTAGE (Vf)
FORWARD CURRENT VS.
FORWARD VOLTAGE



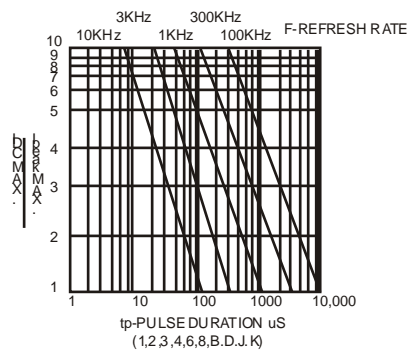
FORWARD CURRENT (mA)
RELATIVE LUMINOUS
INTENSITY VS. FORWARD
CURRENT



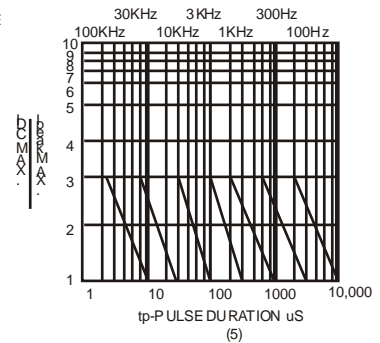
AMBIENT TEMPERATURE Ta()
FORWARD CURRENT VS. AMBIENT
TEMPERATURE



AMBIENT TEMPERATURE Ta()



tp-PULSE DURATION µS
(1,2,3,4,6,8,B,D,J,K)



(5)

NOTE:25 free air temperature unless otherwise specified

LED DOT MATRIX

BL-M15X883

Packing and weighting

