

**SMD LED LAMP, BI-COLOR**
**BL-LS3528B1S3**
**Features:**

- 3.5mmx2.8mm SMD, 1.9mm THICKNESS PLCC4 package
- Mono-color type, Ultra brightness, with 3 chips
- Compatible with automatic placement equipment
- WIDE VIEWING ANGLE.
- IDEAL FOR BACKLIGHT AND INDICATOR.
- PACKAGE: 2KPCS/REEL
- RoHs Compliance


**Electrical-optical characteristics: (Ta=25°C) (Test Condition: IF=60mA)**

Part Number	Chip			Lens Type	Forward Voltage(VF) Unit:V		Luminous Intensity (Iv) Unit:mcd		Viewing Angle 2θ1/2 (deg)
	Emitted Color	Material	λp (nm)		Typ	Max	Min.	Typ.	
					BL-LS3528B1S3UEC	Ultra Red	AlGaAs	630	
BL-LS3528B1S3UYO	Ultra Amber	AlGaInP	610	2.10	2.60	1500	1800		
BL-LS3528B1S3UYC	Ultra Yellow	AlGaInP	593	2.10	2.60	1500	1800		
BL-LS3528B1S3UGC	Ultra Green	AlGaInP	575	2.20	2.70	210	240		
BL-LS3528B1S3PGC	Ultra Pure Green	InGaN	525	3.50	4.20	3900	4500		
BL-LS3528B1S3UBC	Ultra Blue	InGaN	470	3.50	4.20	1300	1500		
BL-LS3528B1S3UWC	Ultra White	InGaN	/	3.50	4.20	5500	6200		

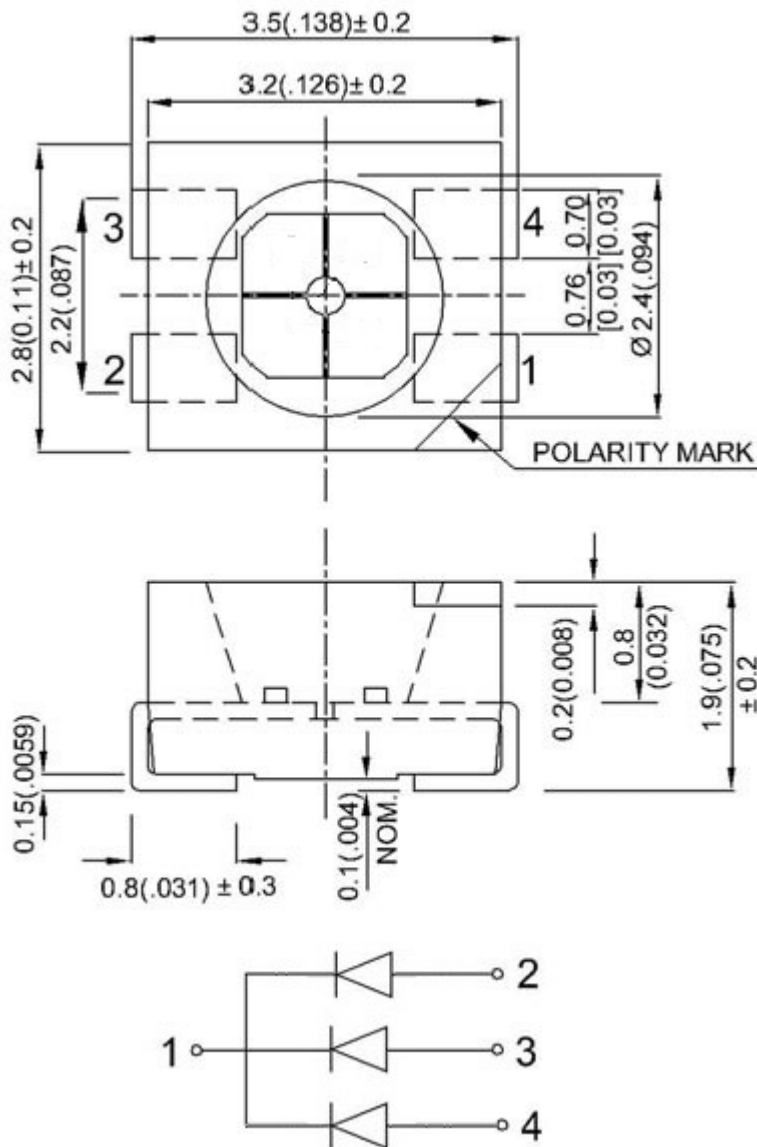
**Absolute maximum ratings (Ta=25°C)**

Parameter	UE	UYO	UY	UG	PG	UB	UW	Unit
Forward Current I <sub>F</sub>	30	30	30	30	30	30	30	mA
Power Dissipation P <sub>d</sub>	78	78	78	78	78	78	78	mW
Reverse Voltage V <sub>R</sub>	5	5	5	5	5	5	5	V
Peak Forward Current I <sub>PF</sub> (Duty 1/10 @1KHZ)	100	100	100	100	100	100	100	mA
Operation Temperature T <sub>OPR</sub>	-30 to +80							°C
Storage Temperature T <sub>STG</sub>	-40 to +85							°C
Lead Soldering Temperature T <sub>SOL</sub>	Max.260±5°C for 3 sec Max. (1.6mm from the base of the epoxy bulb)							°C

SMD LED LAMP, BI-COLOR

BL-LS3528B1S3

■ Package configuration & Internal circuit diagram



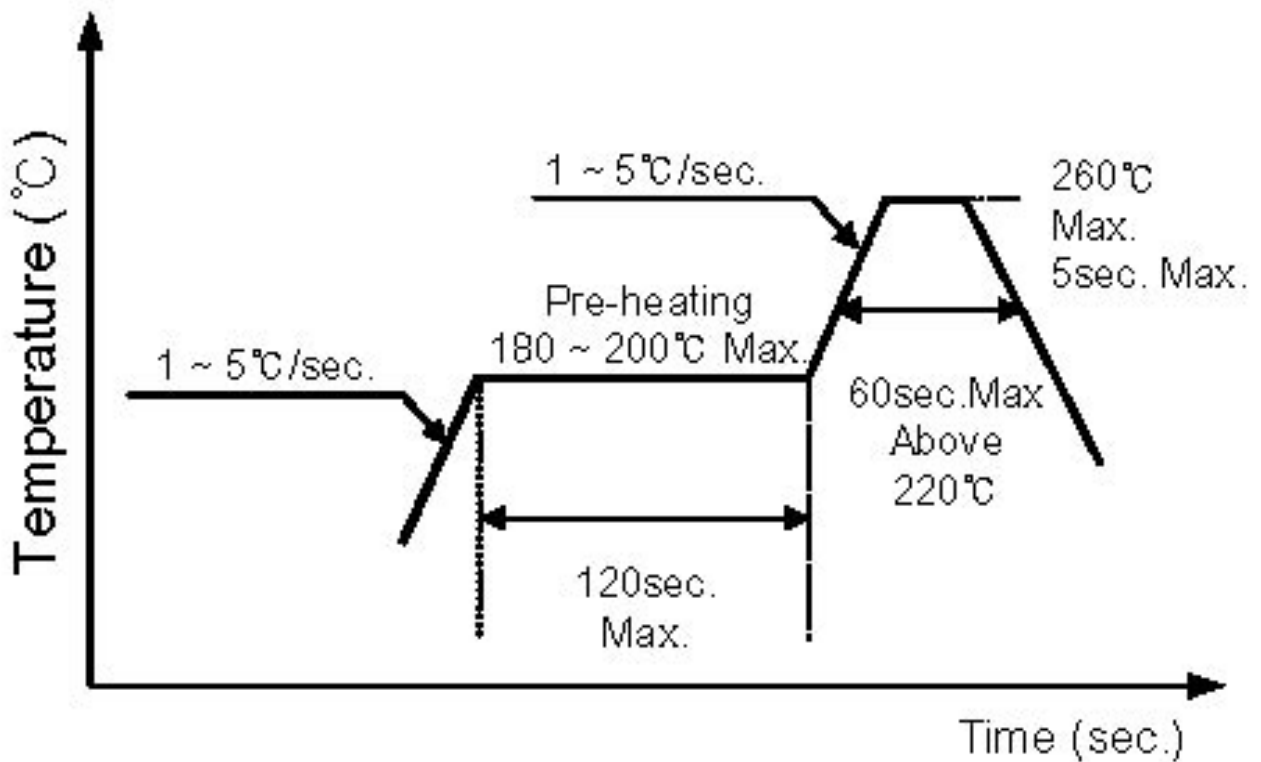
Notes:

1. All dimensions are in millimeters (inches)
2. Tolerance is  $\pm 0.25(0.01)$  unless otherwise noted.
3. Specifications are subject to change without notice.

■ SMT Reflow Solder Instructions

Number of reflow process shall be less than 2 times and cooling process to normal temperature is required between first and second soldering process

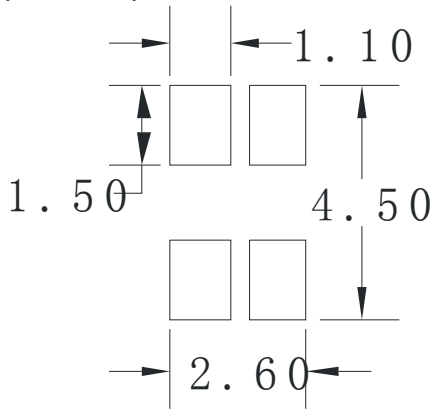
■ Lead-free Solder



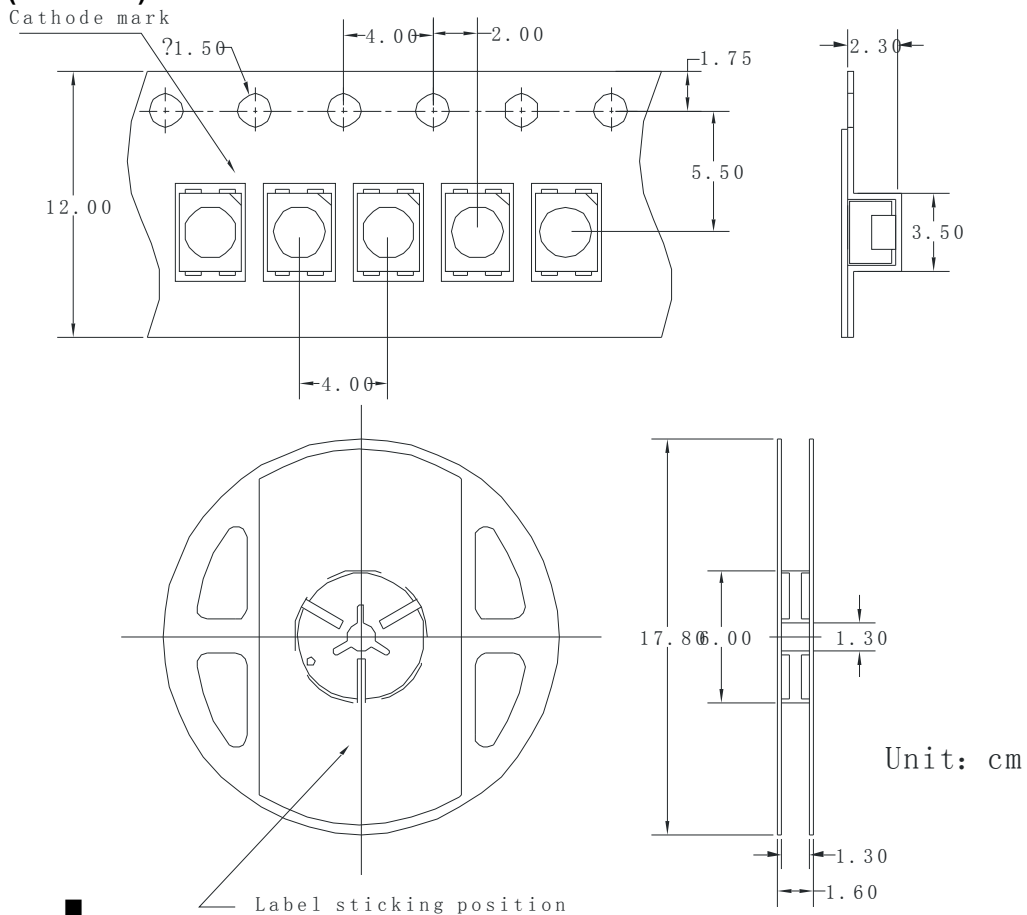
**SMD LED LAMP, BI-COLOR**

**BL-LS3528B1S3**

**■ Recommended Soldering Pattern  
(Unit: mm)**



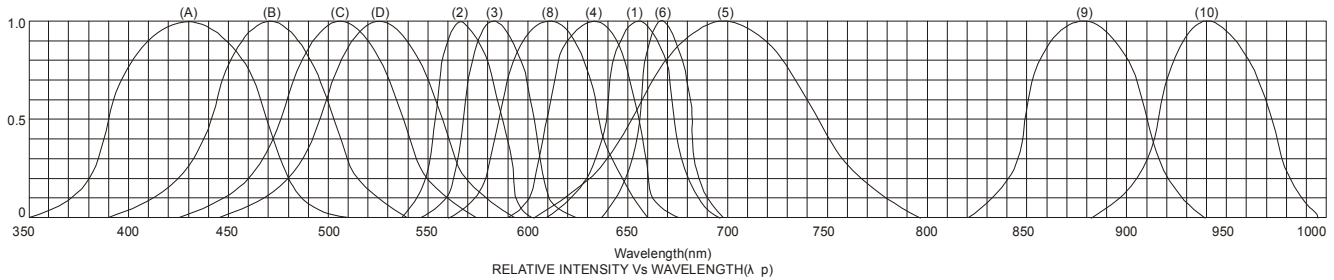
**■ Tape Specifications  
(Unit: mm)**



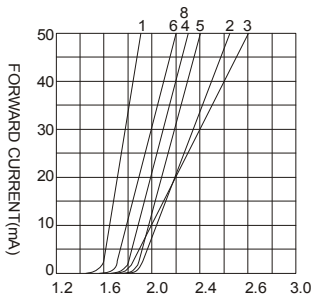
# SMD LED LAMP, BI-COLOR

**BL-LS3528B1S3**

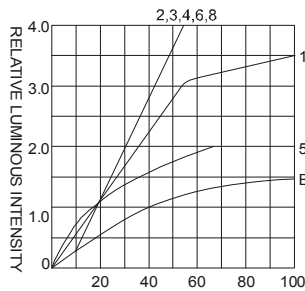
## Typical electrical-optical characteristics curves:



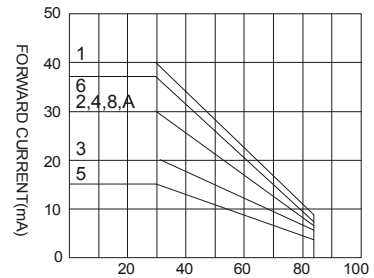
- (1) - GaAsP/GaAs 655nm/Red
- (2) - GaP 570nm/Yellow Green
- (3) - GaAsP/GaP 585nm/Yellow
- (4) - GaAsP/GaP 635nm/Orange & Hi-Eff Red
- (5) - GaP 700nm/Bright Red
- (6) - GaAlAs/GaAs 660nm/Super Red
- (8) - GaAsP/GaP 610nm/Super Red
- (9) - GaAlAs 880nm
- (10) - GaAs/GaAs & GaAlAs/GaAs 940nm
- (A) - GaN/SiC 430nm/Blue
- (B) - InGaN/SiC 470nm/Blue
- (C) - InGaN/SiC 505nm/Ultra Green
- (D) - InGaN/SiC 525nm/Ultra Green



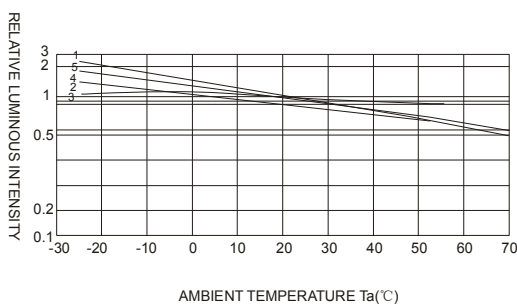
FORWARD VOLTAGE (Vf)  
FORWARD CURRENT VS.  
FORWARD VOLTAGE



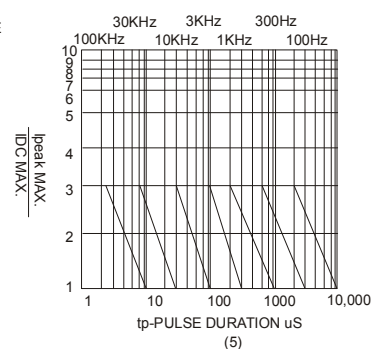
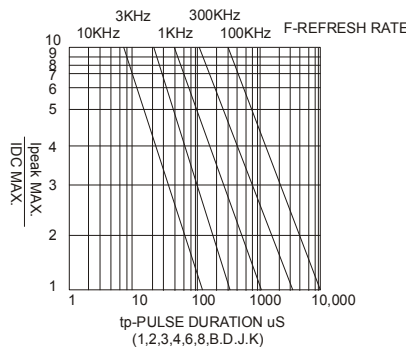
FORWARD CURRENT (mA)  
RELATIVE LUMINOUS  
INTENSITY VS. FORWARD  
CURRENT



AMBIENT TEMPERATURE Ta(°C)  
FORWARD CURRENT VS. AMBIENT  
TEMPERATURE

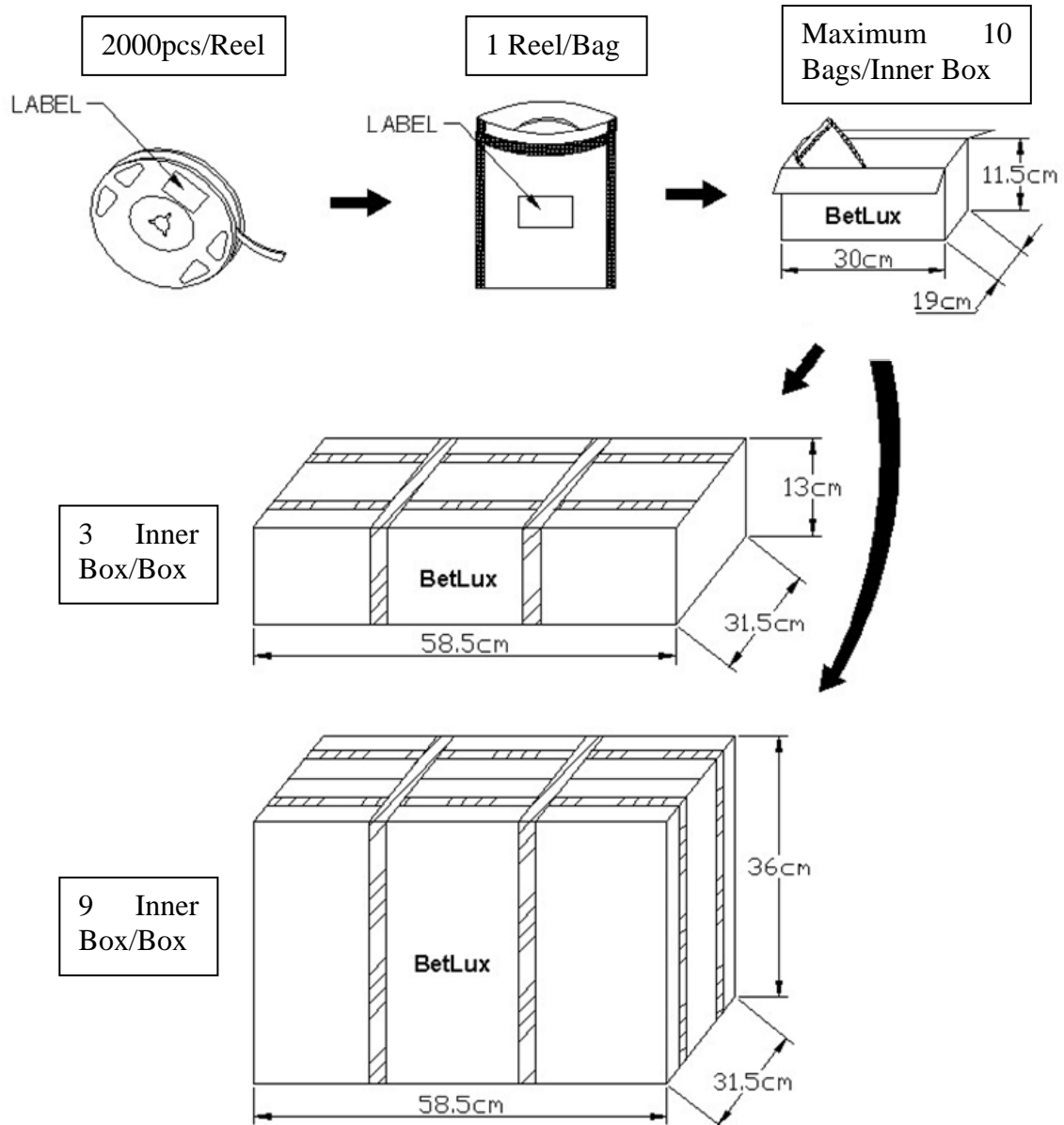


AMBIENT TEMPERATURE Ta(°C)



NOTE:25°C free air temperature unless otherwise specified

■ Packing and weighting



SMD LED LAMP, BI-COLOR

BL-LS3528B1S3

