

SMD LED LAMP
BL-LS1608B0E1
Features:

- 1.6mmx0.8mm SMD, 0.8mm THICKNESS
- Mono-color type
- Compatible with automatic placement equipment
- WIDE VIEWING ANGLE.
- IDEAL FOR BACKLIGHT AND INDICATOR.
- PACKAGE: 4KPCS/REEL
- RoHs Compliance


■ Electrical-optical characteristics: (Ta=25°C) (Test Condition: IF=20mA)

Part Number	Chip			Lens Type	Forward Voltage(VF) Unit:V		Luminous Intensity (Iv) Unit:mcd		Viewing Angle 2θ1/2 (deg)
	Emitted Color	Material	λ _P (nm)		Typ	Max	Min.	Typ.	
BL-LS1608B0E1HC	Red	GaP	700	Water Clear	2.2	2.7	0.3	1.0	130
BL-LS1608B0E1SRC	Super Red	AlGaAs	660		1.85	2.30	5	13	
BL-LS1608B0E1LRC	Super Red	AlGaAs	660		1.85	2.30	10	28	
BL-LS1608B0E1URC	Ultra Red	AlGaAs	660		1.95	2.50	20	45	
BL-LS1608B0E1EC	Red	GaAsP	640		2.10	2.70	1	6	
BL-LS1608B0E1YC	Yellow	GaAsP	583		2.15	2.70	1	6	
BL-LS1608B0E1GC	Green	GaP	568		2.30	2.70	6	15	
BL-LS1608B0E1VC	Purple	GaN	405		3.2	3.6	2	4	

■ Absolute maximum ratings (Ta=25°C)

Parameter	H	SR	LR	UR	E	Y	G	V	Unit
Forward Current I _F	30	30	30	30	30	30	30	30	mA
Power Dissipation P _d	65	78	78	78	65	65	65	90	mW
Reverse Voltage V _R	5	5	5	5	5	5	5	5	V
Peak Forward Current I _{PF} (Duty 1/10 @1KHZ)	100	100	100	100	100	100	100	100	mA
Operation Temperature T _{OPR}	-30 to +80								°C
Storage Temperature T _{STG}	-40 to +85								°C
Lead Soldering Temperature T _{SOL}	Max.260±5° C for 3 sec Max. (1.6mm from the base of the epoxy bulb)								°C

SMD LED LAMP
BL-LS1608B0E1
■ Electrical-optical characteristics: (Ta=25°C) (Test Condition: IF=20mA)

Part Number	Chip			Lens Type	Forward Voltage(VF) Unit:V		Luminous Intensity (Iv) Unit:mcd		Viewing Angle 2θ1/2 (deg)
	Emitted Color	Material	λ _P (nm)		Typ	Max	Min.	Typ.	
					BL-LS1608B0E1UDR	Ultra Red	AlGaAs	655	
BL-LS1608B0E1UHR	Ultra Red	AlGaAs	645	2.10	2.60	30	80		
BL-LS1608B0E1UEC	Ultra Red	AlGaAs	630	2.10	2.50	30	80		
BL-LS1608B0E1UHD	Ultra Red	AlGaAs	618	2.10	2.60	50	110		
BL-LS1608B0E1UYO	Ultra Amber	AlGaInP	610	2.10	2.60	30	80		
BL-LS1608B0E1UYC	Ultra Yellow	AlGaInP	593	2.10	2.60	25	70		
BL-LS1608B0E1UGC	Ultra Green	AlGaInP	575	2.20	2.70	10	40		
BL-LS1608B0E1PGC	Ultra Pure Green	InGaN	525	3.50	4.20	50	100		
BL-LS1608B0E1BGC	Ultra Bluish Green	InGaN	505	3.50	4.20	50	110		
BL-LS1608B0E1DNB	Blue	InGaN	470	3.50	4.20	10	33		
BL-LS1608B0E1UBC	Ultra Blue	InGaN	470	3.50	4.20	10	30		
BL-LS1608B0E1UWC	Ultra White	InGaN	/	3.50	4.20	40	200		

■ Absolute maximum ratings (Ta=25°C)

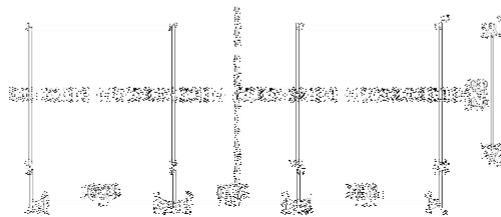
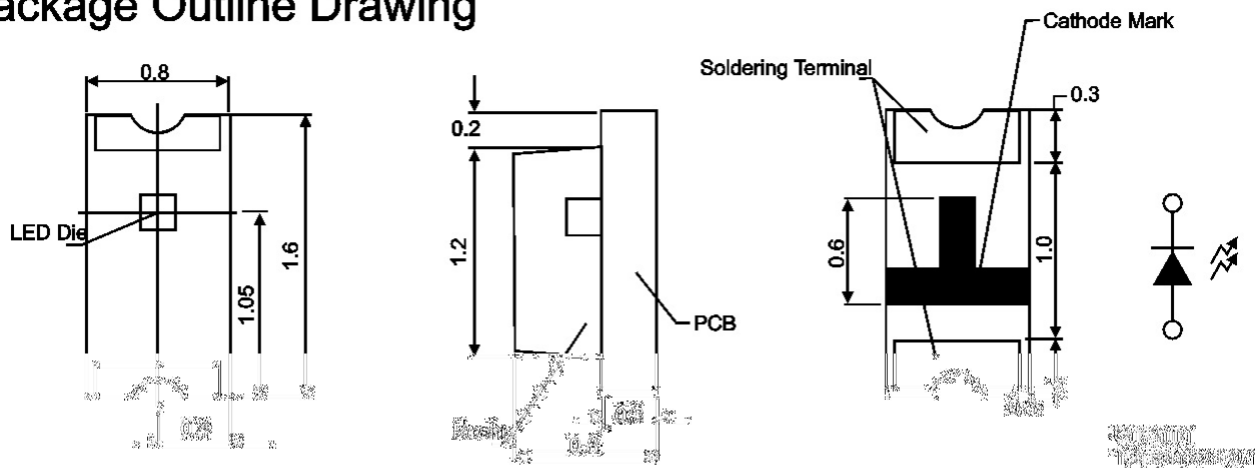
Parameter	UDR	UHR	UE	UHD	UYO	UY	UG	PG	BG	DNB	UB	UW	Unit
Forward Current I _F	30	30	30	30	30	30	30	30	30	30	30	30	mA
Power Dissipation P _d	78	78	78	78	78	78	78	78	78	78	78	78	mW
Reverse Voltage V _R	5	5	5	5	5	5	5	5	5	5	5	5	V
Peak Forward Current I _{PF} (Duty 1/10 @1KHZ)	100	100	100	100	100	100	100	100	100	100	100	100	mA
Operation Temperature T _{OPR}	-30 to +80												°C
Storage Temperature T _{STG}	-40 to +85												°C
Lead Soldering Temperature T _{SOI}	Max.260±5 °C for 3 sec Max. (1.6mm from the base of the epoxy bulb)												°C

SMD LED LAMP

BL-LS1608B0E1

■ **Package configuration & Internal circuit diagram**

**BL-LS1608B0E1 Series
Package Outline Drawing**



Notes:

1. All dimensions are in millimeters (inches)
2. Tolerance is $\pm 0.25(0.01)$ unless otherwise noted.
3. Specifications are subject to change without notice.

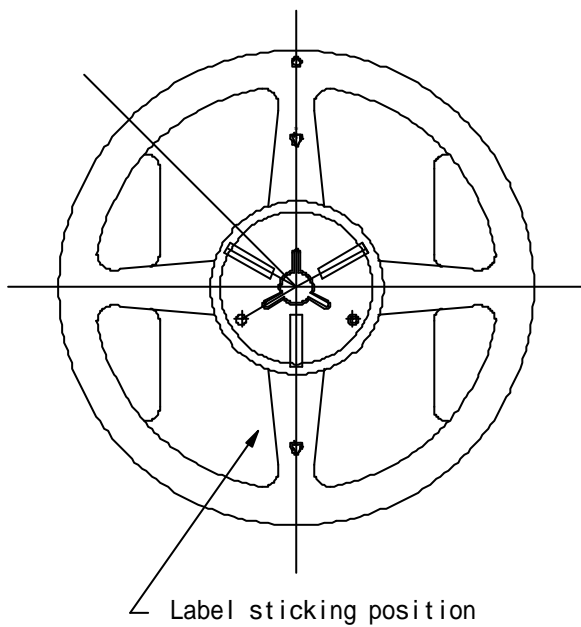
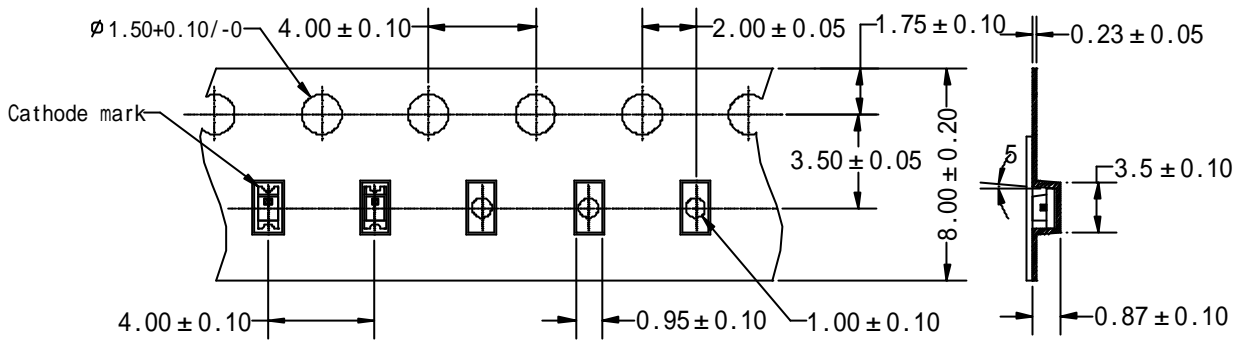
SMD LED LAMP

BL-LS1608B0E1

■ **Tape Specifications**

Unit : mm

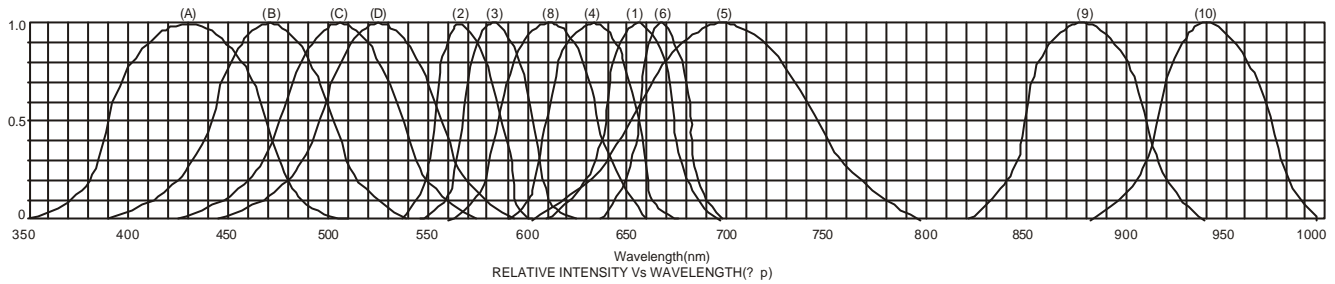
Tolerance : ± 0.1



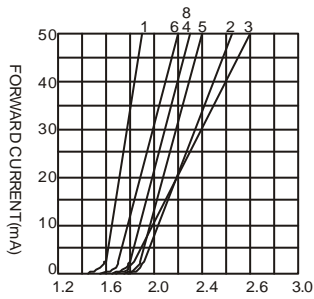
SMD LED LAMP

BL-LS1608B0E1

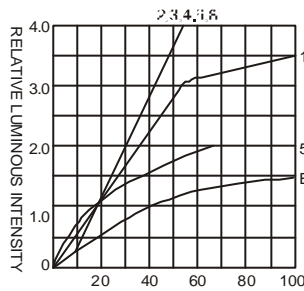
Typical electrical-optical characteristics curves:



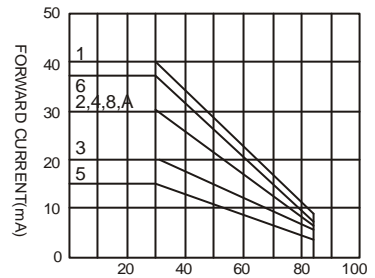
- (1) - GaAsP/GaAs 655nm/Red
- (2) - GaP 570nm/Yellow Green
- (3) - GaAsP/GaP 585nm/Yellow
- (4) - GaAsP/GaP 635nm/Orange & Hi-Eff Red
- (5) - GaP 700nm/Bright Red
- (6) - GaAlAs/GaAs 660nm/Super Red
- (8) - GaAsP/GaP 610nm/Super Red
- (9) - GaAlAs 880nm
- (10) - GaAs/GaAs & GaAlAs/GaAs 940nm
- (A) - GaN/SiC 430nm/Blue
- (B) - InGaN/SiC 470nm/Blue
- (C) - InGaN/SiC 505nm/Ultra Green
- (D) - InGaAl/SiC 525nm/Ultra Green



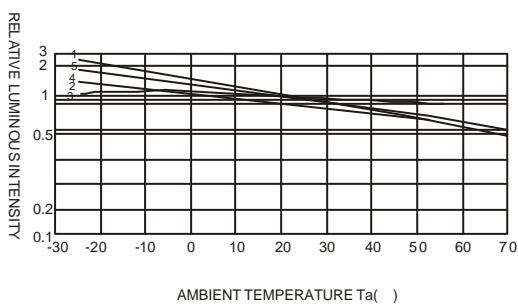
FORWARD VOLTAGE (Vf)
FORWARD CURRENT VS.
FORWARD VOLTAGE



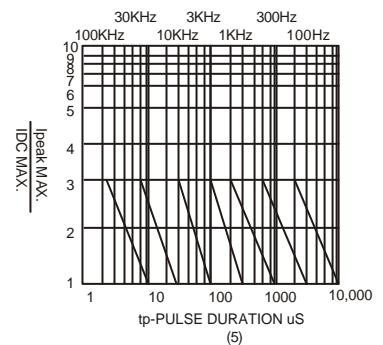
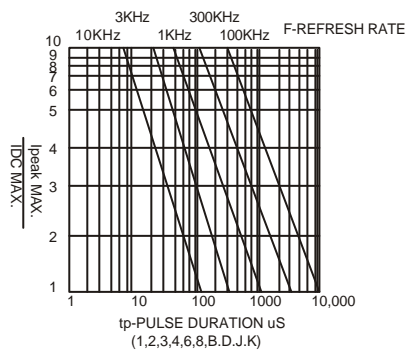
FORWARD CURRENT (mA)
RELATIVE LUMINOUS
INTENSITY VS. FORWARD
CURRENT



AMBIENT TEMPERATURE Ta ()
FORWARD CURRENT VS. AMBIENT
TEMPERATURE



AMBIENT TEMPERATURE Ta ()



NOTE:25 free air temperature unless otherwise specified

SMD LED LAMP

BL-LS1608B0E1

■ **Packing and weighting**

