

## LED NUMERIC DISPLAY, 2 DIGIT

BL-D30x-21

### Features:

- Ø 7.62mm (0.30") Dual digit Seven Segment LED display series.
- Ø Low current operation.
- Ø Excellent character appearance.
- Ø Easy mounting on P.C. Boards or sockets.
- Ø I.C. Compatible.
- Ø ROHS Compliance.



### Super Bright

**Electrical-optical characteristics: (Ta=25°C)** (Test Condition: IF=20mA)

Part No		Chip			VF Unit:V		Iv TYP.(mcd)
Common Cathode	Common Anode	Emitted Color	Material	$\lambda_p$ (nm)	Typ	Max	
BL-D30E-21S-XX	BL-D30F-21S-XX	Hi Red	GaAlAs/GaAs,SH	660	1.85	2.20	100
BL-D30E-21D-XX	BL-D30F-21D-XX	Super Red	GaAlAs/GaAs,DH	660	1.85	2.20	110
BL-D30E-21UR-XX	BL-D30F-21UR-XX	Ultra Red	GaAlAs/GaAs,DDH	660	1.85	2.20	150
BL-D30E-21E-XX	BL-D30F-21E-XX	Orange	GaAsP/GaP	635	2.10	2.50	45
BL-D30E-21Y-XX	BL-D30F-21Y-XX	Yellow	GaAsP/GaP	585	2.10	2.50	45
BL-D30E-21G-XX	BL-D30F-21G-XX	Green	GaP/GaP	570	2.20	2.50	45

### Ultra Bright

**Electrical-optical characteristics: (Ta=25°C)** (Test Condition: IF=20mA)

Part No		Chip			VF Unit:V		Iv TYP.(mcd)
Common Cathode	Common Anode	Emitted Color	Material	$\lambda_p$ (nm)	Typ	Max	
BL-D30E-21UHR-XX	BL-D30F-21UHR-XX	Ultra Red	AlGaInP	645	2.10	2.50	150
BL-D30E-21UE-XX	BL-D30F-21UE-XX	Ultra Orange	AlGaInP	630	2.10	2.50	130
BL-D30E-21YO-XX	BL-D30F-21YO-XX	Ultra Amber	AlGaInP	619	2.10	2.50	130
BL-D30E-21UY-XX	BL-D30F-21UY-XX	Ultra Yellow	AlGaInP	590	2.10	2.50	120
BL-D30E-21UG-XX	BL-D30F-21UG-XX	Ultra Green	AlGaInP	574	2.20	2.50	90
BL-D30E-21PG-XX	BL-D30F-21PG-XX	Ultra Pure Green	InGaN	525	3.80	4.50	180
BL-D30E-21B-XX	BL-D30F-21B-XX	Ultra Blue	InGaN	470	2.70	4.20	70
BL-D30E-21W-XX	BL-D30F-21W-XX	Ultra White	InGaN	/	2.70	4.20	70

### -XX: Surface / Lens color :

Number	0	1	2	3	4	5
Ref Surface Color	White	Black	Gray	Red	Green	
Epoxy Color	Water clear	White diffused	Red Diffused	Green Diffused	Yellow Diffused	

**LED NUMERIC DISPLAY, 2 DIGIT**
BL-D30x-21
**Absolute maximum ratings (Ta=25°C)**

Parameter	S	D	UR	E	Y	G	Unit
Forward Current $I_F$	25	25	25	25	25	30	mA
Power Dissipation $P_d$	60	60	60	60	60	65	mW
Reverse Voltage $V_R$	5	5	5	5	5	5	V
Peak Forward Current $I_{PF}$ (Duty 1/10 @1KHZ)	150	150	150	150	150	150	mA
Operation Temperature $T_{OPR}$	-40 to +80						°C
Storage Temperature $T_{STG}$	-40 to +85						°C
Lead Soldering Temperature $T_{SOL}$	Max.260±5°C for 3 sec Max. (1.6mm from the base of the epoxy bulb)						°C

**Absolute maximum ratings (Ta=25°C)**

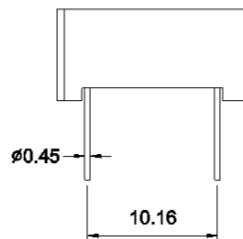
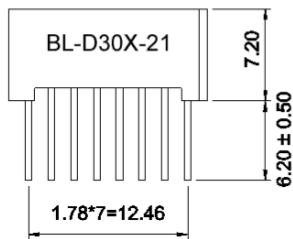
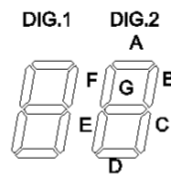
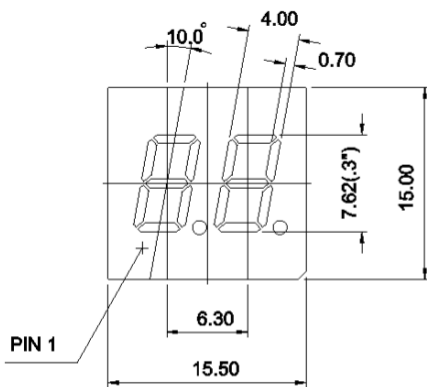
Parameter	UHR	UE	YO	UY	UG	PG	UB	UW	Unit
Forward Current $I_F$	30	30	30	30	30	30	30	30	mA
Power Dissipation $P_d$	75	65	65	65	75	110	120	120	mW
Reverse Voltage $V_R$	5	5	5	5	5	5	5	5	V
Peak Forward Current $I_{PF}$ (Duty 1/10 @1KHZ)	150	150	150	150	150	150	100	100	mA
Operation Temperature $T_{OPR}$	-40 to +80								°C
Storage Temperature $T_{STG}$	-40 to +85								°C
Lead Soldering Temperature $T_{SOL}$	Max.260±5°C for 3 sec Max. (1.6mm from the base of the epoxy bulb)								°C

# LED NUMERIC DISPLAY, 2 DIGIT

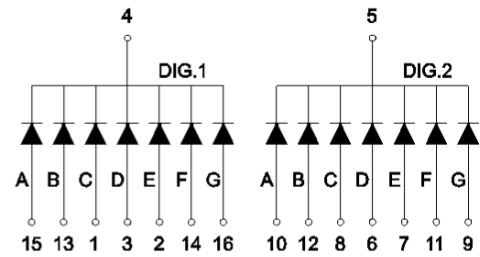
BL-D30x-21

## Package configuration & Internal circuit diagram

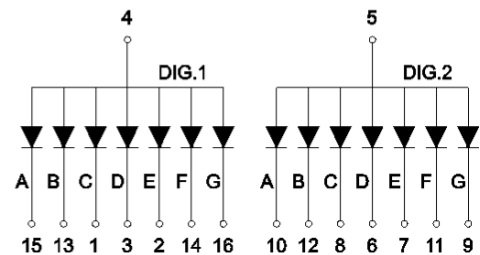
### BL-D30X-21 Series



### BL-D30E-21



### BL-D30F-21



### Notes:

1. All dimensions are in millimeters (inches)
2. Tolerance is  $\pm 0.25(0.01)$  unless otherwise noted.
3. Specifications are subject to change without notice.

# LED NUMERIC DISPLAY, 2 DIGIT

BL-D30x-21

## Typical electrical-optical characteristics curves:



- (1) - GaAsP/GaAs 655nm/Red
- (2) - GaP 570nm/Yellow Green
- (3) - GaAsP/GaP 585nm/Yellow
- (4) - GaAsP/GaP 635nm/Orange & Hi-Eff Red
- (5) - GaP 700nm/Bright Red
- (6) - GaAlAs/GaAs 660nm/Super Red
- (8) - GaAsP/GaP 610nm/Super Red
- (9) - GaAlAs 880nm
- (10) - GaAs/GaAs & GaAlAs/GaAs 940nm
- (A) - GaN/SiC 430nm/Blue
- (B) - InGaN/SiC 470nm/Blue
- (C) - InGaN/SiC 505nm/Ultra Green
- (D) - InGaAlSiC 525nm/Ultra Green



FORWARD VOLTAGE (Vf)  
FORWARD CURRENT VS.  
FORWARD VOLTAGE



FORWARD CURRENT (mA)  
RELATIVE LUMINOUS  
INTENSITY VS. FORWARD  
CURRENT



AMBIENT TEMPERATURE Ta ( °C )  
FORWARD CURRENT VS. AMBIENT  
TEMPERATURE



AMBIENT TEMPERATURE Ta ( °C )



tp-PULSE DURATION  $\mu$ s  
(1,2,3,4,6,8,B,D,J,K)



tp-PULSE DURATION  $\mu$ s  
(5)

NOTE:25 free air temperature unless otherwise specified

**LED NUMERIC DISPLAY, 2 DIGIT**

BL-D30x-21

**Packing and weighting**

