

## LED LIGHT BAR

**BL-AR1Z2005**

### Features:

- Ø 1 bar, 20.3\*5.0\*6.2mm, LED light bar
- Ø Ultra brightness available
- Ø Low current operation.
- Ø Excellent character appearance.
- Ø Easy mounting on P.C. Boards or sockets.
- Ø I.C. Compatible.



**Electrical-optical characteristics: (Ta=25°C)** (Test Condition: IF=20mA)

Part No	Chip			VF Unit:V		Iv TYP.(mcd)
	Emitted Color	Material	λ <sub>P</sub> O (nm)	Typ	Max	
BL-AR1Z2005S--XX	Hi Red	GaAlAs/GaAs,SH	660	1.85	2.20	6
BL-AR1Z2005D-XX	Super Red	GaAlAs/GaAs,DH	660	1.85	2.20	11
BL-AR1Z2005UR-XX	Ultra Red	GaAlAs/GaAs,DDH	660	1.85	2.20	20
BL-AR1Z2005E-XX	Orange	GaAsP/GaP	635	2.10	2.50	6
BL-AR1Z2005Y-XX	Yellow	GaAsP/GaP	585	2.10	2.50	6
BL-AR1Z2005G-XX	Green	GaP/GaP	570	2.20	2.50	6
BL-AR1Z2005UHR-XX	Ultra Red	AlGaInP	645	2.10	2.50	20
BL-AR1Z2005UE-XX	Ultra Orange	AlGaInP	630	2.10	2.50	11
BL-AR1Z2005YO-XX	Ultra Amber	AlGaInP	619	2.10	2.50	11
BL-AR1Z2005UY-XX	Ultra Yellow	AlGaInP	590	2.10	2.50	11
BL-AR1Z2005UG-XX	Ultra Green	AlGaInP	574	2.20	2.50	11
BL-AR1Z2005PG-XX	Ultra Pure Green	InGaN	525	3.80	4.50	14
BL-AR1Z2005UB-XX	Ultra Blue	InGaN	470	2.70	4.20	22
BL-AR1Z2005UW-XX	Ultra White	InGaN	/	2.70	4.20	35

--XX: Ref Surface / Epoxy color :

Number	0	1	2	3	4	5
Ref Surface Color	White	Black	Gray	Red	Green	
Epoxy Color	Water clear	White diffused	Red Diffused	Green Diffused	Yellow Diffused	

**LED LIGHT BAR**
BL-AR1Z2005
**Absolute maximum ratings (Ta=25°C)**

Parameter	S	D	UR	E	Y	G	Unit
Forward Current $I_F$	25	25	25	25	25	30	mA
Power Dissipation $P_d$	60	60	60	60	60	65	mW
Reverse Voltage $V_R$	5	5	5	5	5	5	V
Peak Forward Current $I_{PF}$ (Duty 1/10 @1KHZ)	150	150	150	150	150	150	mA
Operation Temperature $T_{OPR}$	-40 to +80						°C
Storage Temperature $T_{STG}$	-40 to +85						°C
Lead Soldering Temperature $T_{SOL}$	Max.260±5°C for 3 sec Max. (1.6mm from the base of the epoxy bulb)						°C

**Absolute maximum ratings (Ta=25°C)**

Parameter	UHR	UE	YO	UY	UG	PG	UB	UW	Unit
Forward Current $I_F$	30	30	30	30	30	30	30	30	mA
Power Dissipation $P_d$	75	65	65	65	75	110	120	120	mW
Reverse Voltage $V_R$	5	5	5	5	5	5	5	5	V
Peak Forward Current $I_{PF}$ (Duty 1/10 @1KHZ)	150	150	150	150	150	150	100	100	mA
Operation Temperature $T_{OPR}$	-40 to +80								°C
Storage Temperature $T_{STG}$	-40 to +85								°C
Lead Soldering Temperature $T_{SOL}$	Max.260±5°C for 3 sec Max. (1.6mm from the base of the epoxy bulb)								°C

LED LIGHT BAR

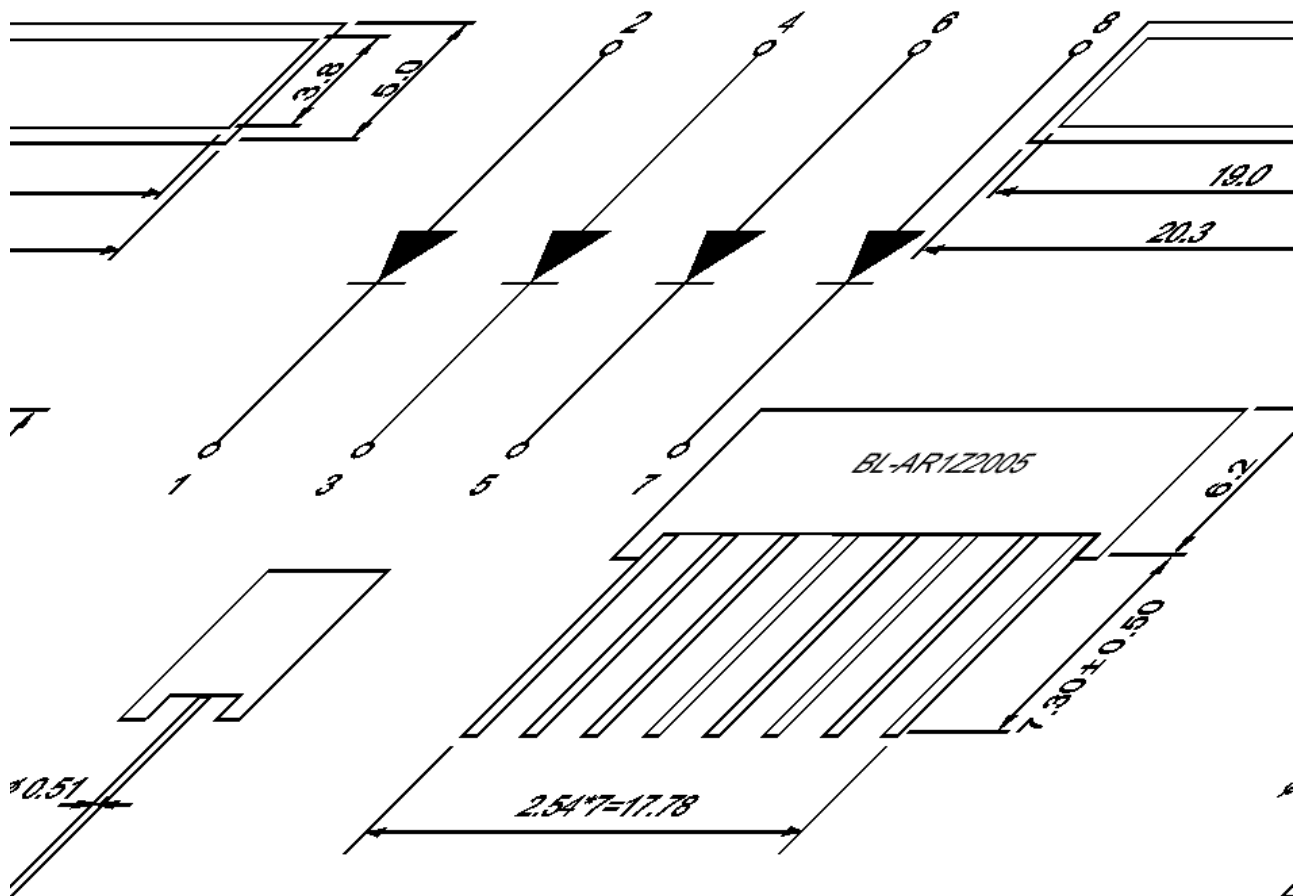
BL-AR1Z2005

Package & Circuit

BL-AR1Z2005 Series

BL-AR1Z2005

BL



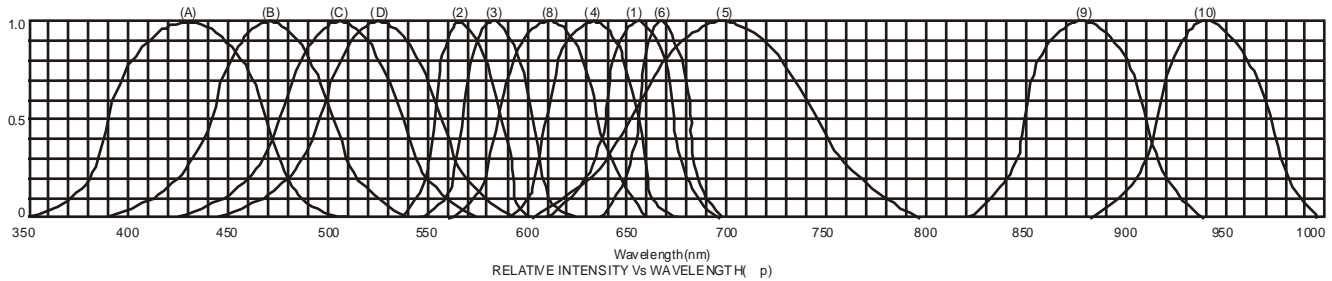
Notes:

- All dimensions are in millimeters (inches)
- Tolerance is  $\pm 0.25$  (0.01") unless otherwise noted.
- Specifications are subject to change without notice.

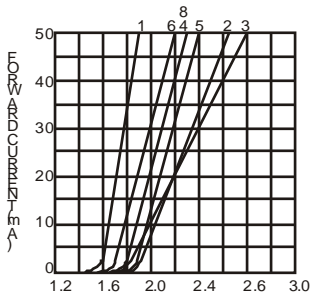
# LED LIGHT BAR

BL-AR1Z2005

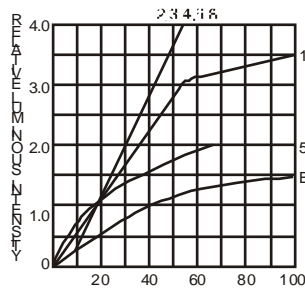
## Typical electrical-optical characteristics curves:



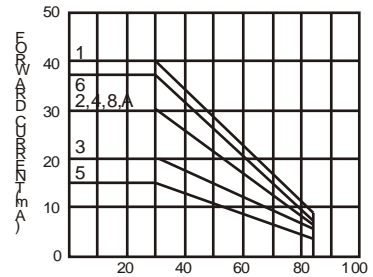
- (1) - GaAsP/GaAs 655nm/Red
- (2) - GaP 570nm/Yellow Green
- (3) - GaAsP/GaP 585nm/Yellow
- (4) - GaAsP/GaP 635nm/Orange & Hi-Eff Red
- (5) - GaP 700nm/Bright Red
- (6) - GaAlAs/GaAs 660nm/Super Red
- (8) - GaAsP/GaP 610nm/Super Red
- (9) - GaAlAs 880nm
- (10) - GaAs/GaAs & GaAlAs/GaAs 940nm
- (A) - GaN/SiC 430nm/Blue
- (B) - InGaN/SiC 470nm/Blue
- (C) - InGaN/SiC 505nm/Ultra Green
- (D) - InGaAlSiC 525nm/Ultra Green



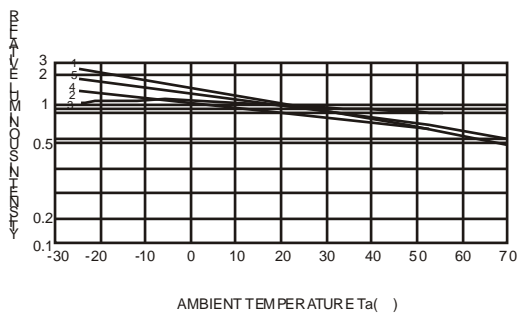
FORWARD VOLTAGE (Vf)  
FORWARD CURRENT VS.  
FORWARD VOLTAGE



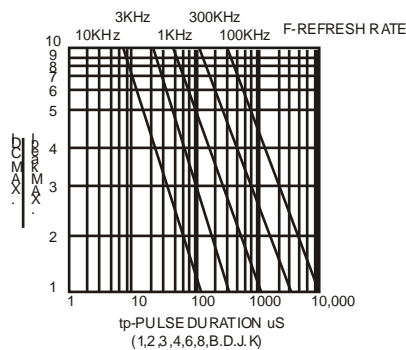
FORWARD CURRENT (mA)  
RELATIVE LUMINOUS  
INTENSITY VS. FORWARD  
CURRENT



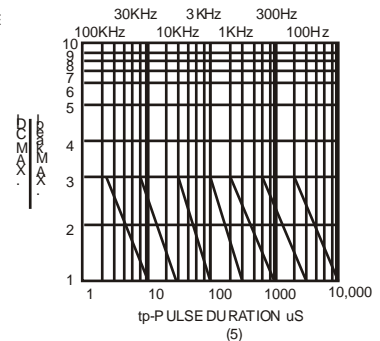
AMBIENT TEMPERATURE Ta ( °C )  
FORWARD CURRENT VS. AMBIENT  
TEMPERATURE



AMBIENT TEMPERATURE Ta ( °C )



tp-PULSE DURATION  $\mu$ s  
(1,2,3,4,6,8,B,D,J,K)



(5)

NOTE: 25 free air temperature unless otherwise specified

**LED LIGHT BAR**

**BL-AR1Z2005**

**Packing and weighting**

