

Cylindrical LED lamp

BL-L342

Features:

- Ø 3.0mm Cylindrical LED lamp
- Ø Ultra brightness.
- Ø Choice of various viewing angles.
- Ø Diffused, Transparent and Water clear lens are available.
- Ø IC compatible /Low current capability.
- Ø RoHs Compliance



Electrical-optical characteristics: (Ta=25°C) (Test Condition: IF=20mA)

Part Number	Chip			Lens Type	Forward Voltage(VF) Unit:V		Luminous Intensity (Iv) Unit:mcd		Viewing Angle 2θ/2 (deg)
	Emitted Color	Material	λ _p (nm)		Typ	Max	Min.	Typ.	
					Water Clear				
BL-L342SRC	Hi Red	AlGaAs,SH	660		1.85	2.20	30	80	100
BL-L342LRC	Super Red	AlGaAs,DH	660		1.85	2.20	70	150	
BL-L342URC	Ultra Red	AlGaAs,DDH	660		1.95	2.20	125	350	
BL-L342UEC	Ultra Orange	AlGaInP	630		2.10	2.50	160	450	
BL-L342UYC	Ultra Yellow	AlGaInP	590		2.10	2.50	160	450	
BL-L342UGC	Ultra Green	AlGaInP	574		2.20	2.50	35	110	
BL-L342PGC	Ultra Pure Green	InGaN	525		3.80	4.50	320	1100	
BL-L342BGC	Ultra Bluish Green	InGaN	505		3.80	4.50	250	900	
BL-L342BC	Blue	InGaN	430		3.80	4.50	420	900	
BL-L342UBC	Ultra Blue	InGaN	470		2.70	4.20	550	1100	
BL-L342VC	UV	InGaN	405		3.80	4.50	35	110	
BL-L342UWC	Ultra White	InGaN	/		2.70	4.20	300	1500	

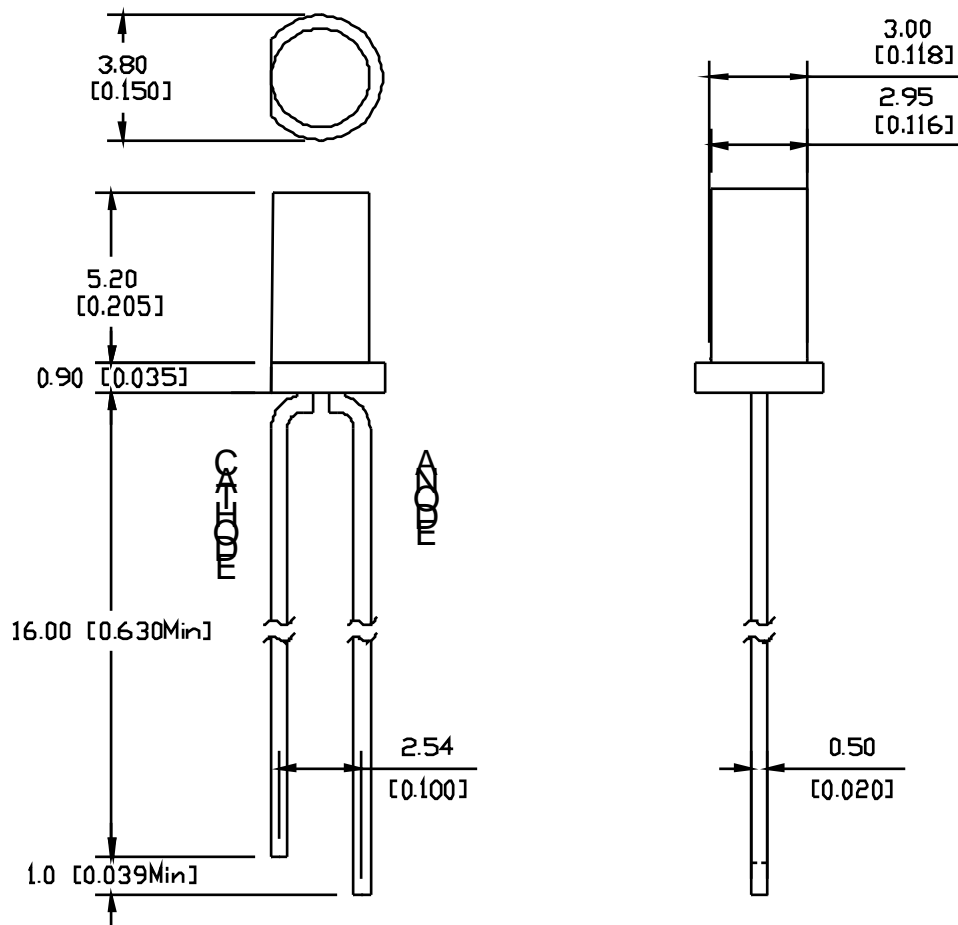
Absolute maximum ratings (Ta=25°C)

Parameter	SR	LR	UR	UE	UY	UG	PG	BG	B	UB	UV	W	Unit
Forward Current I _F	25	25	25	30	30	30	30	30	30	30	30	30	mA
Power Dissipation P _d	60	60	60	65	65	75	110	110	120	120	120	120	mW
Reverse Voltage V _R	5	5	5	5	5	5	5	5	5	5	5	5	V
Peak Forward Current I _{PF} (Duty 1/10 @1KHZ)	150	150	150	150	150	150	150	100	100	100	100	100	mA
Operation Temperature T _{OPR}	-40 to +80												°C
Storage Temperature T _{STG}	-40 to +85												°C
Lead Soldering Temperature TSOL	Max.260±5°C for 3 sec Max. (1.6mm from the base of the epoxy bulb)												°C

Cylindrical LED lamp

BL-L342

Package configuration & Internal circuit diagram



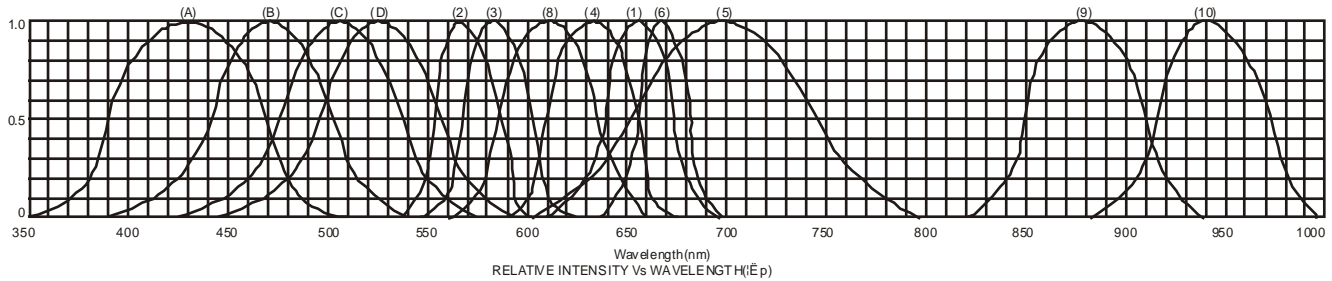
Notes:

1. All dimensions are in millimeters (inches)
2. Tolerance is $\pm 0.25(0.01)$ unless otherwise noted.
3. Specifications are subject to change without notice.

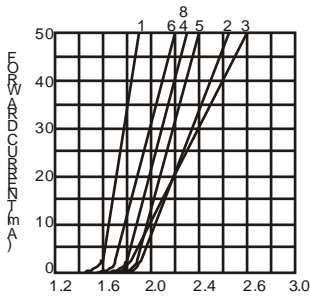
Cylindrical LED lamp

BL-L342

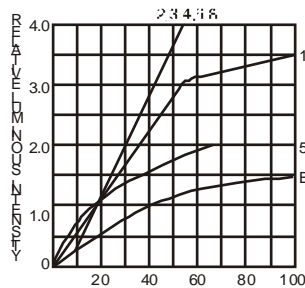
Typical electrical-optical characteristics curves:



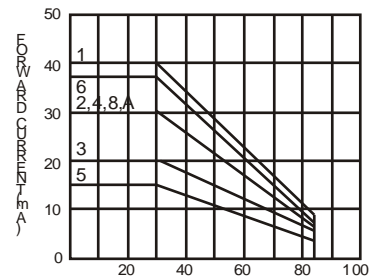
- (1) - GaAsP/GaAs 655nm/Red
- (2) - GaP 570nm/Yellow Green
- (3) - GaAsP/GaP 585nm/Yellow
- (4) - GaAsP/GaP 635nm/Orange & Hi-Eff Red
- (5) - GaP 700nm/Bright Red
- (6) - GaAlAs/GaAs 660nm/Super Red
- (8) - GaAsP/GaP 610nm/Super Red
- (9) - GaAlAs 880nm
- (10) - GaAs/GaAs & GaAlAs/GaAs 940nm
- (A) - GaN/SiC 430nm/Blue
- (B) - InGaN/SiC 470nm/Blue
- (C) - InGaN/SiC 505nm/Ultra Green
- (D) - InGaAlSiC 525nm/Ultra Green



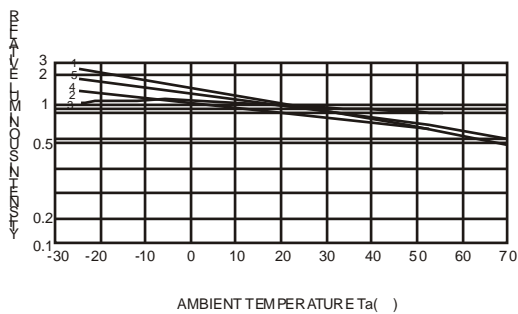
FORWARD VOLTAGE (Vf)
FORWARD CURRENT VS.
FORWARD VOLTAGE



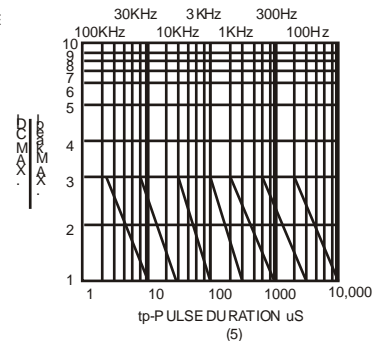
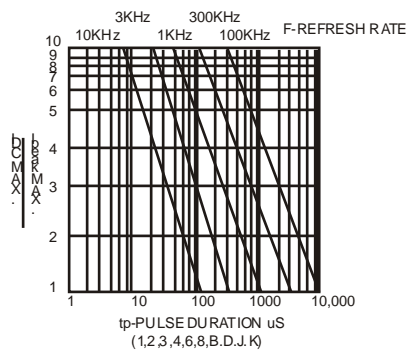
FORWARD CURRENT (mA)
RELATIVE LUMINOUS
INTENSITY VS. FORWARD
CURRENT



AMBIENT TEMPERATURE Ta ()
FORWARD CURRENT VS. AMBIENT
TEMPERATURE



AMBIENT TEMPERATURE Ta ()



NOTE: 25 free air temperature unless otherwise specified

Cylindrical LED lamp

BL-L342

Packing and weighting

